



अमृत मिशन निदेशालय, उत्तर प्रदेश



अजय दीप सिंह
आई.ए.एस.
स्टेट मिशन निदेशक/
निदेशक, स्थानीय निकाय, उ.प्र.

दूरभाष : 0522-2287234
फैक्स : 0522-2288875
मो० : 9936181000


पत्रांक 01 मेमो अमृत/उ0प्र0/15
दिनांक: 05 दिसम्बर 2015

सेवा में,
मिशन निदेशक(अमृत)
शहरी विकास मंत्रालय, भारत सरकार
नई-दिल्ली।

विषय: राज्य वार्षिक कार्य योजना (SAAP) वित्तीय वर्ष 2015-16 के संबंध में ।

महोदय,
शहरी विकास मंत्रालय, भारत सरकार द्वारा जारी गाईड लाइन्स के अनुसार अमृत योजना के अंतर्गत चयनित 60 नगरों द्वारा तैयार सर्विस लेवल इम्प्रूवमेंट प्लान (SLIP) के आधार पर राज्य वार्षिक कार्य योजना वर्ष 2015-16 तैयार की गयी है। इस कार्य योजना का राज्य स्तरीय उच्च शक्ति प्राप्त संचालन समिति द्वारा दिनांक 04/12/2015 को अनुमोदन प्रदान कर दिया गया है। शहरी विकास मंत्रालय, भारत सरकार की एपेक्स कमेटी से राज्य वार्षिक कार्य योजना 2015-16 स्वीकृति हेतु संलग्न कर प्रेषित है।
संलग्नक: यथाउपरोक्त।

भवदीय,


(अजय दीप सिंह)
निदेशक

पत्रांक एवं दिनांक तदैव

प्रतिलिपि सचिव, उत्तर प्रदेश शासन, नगर विकास विभाग, उ0प्र0शासन को सूचनार्थ एवं आवश्यक कार्यवाही हेतु प्रेषित।



(अजय दीप सिंह)
निदेशक

TABLE OF CONTENTS

Checklist – Consolidated State Annual Action Plan of all ULB	2
Minutes of State High Powered Steering Committee (SHPSC) Meeting	4
Chapter 1: Project Background	4
Chapter 2: State Scenario	10
Chapter 3: STATE ANNUAL ACTION PLAN (SAAP)	28
Chapter 4: PRINCIPLE OF PRIORTIZATION	38
Chapter 5: SAAP TABLES	49

Checklist – Consolidated State Annual Action Plan of all ULB

Name of the State: UTTAR PRADESH

S.No.	Points of Consideration	Yes/No	Give Details
1.	Have all the Cities prepared SLIP as per the suggested approach?	YES	First priority has been given to Universal coverage i.e. Water Supply & Sewerage/ Septage
2.	Has the SAAP prioritized proposed investments across cities?	YES	Priority has been given based on existing Service Levels for Water Supply & universal coverage of sewerage where the sewer line exists.
3.	Is the indicator wise summary of improvements proposed (both investments and management improvements) by State in place?	YES	Indicator wise summary of improvements proposed both investments and management improvements has been considered
4.	Have all the cities under Mission identified/done baseline assessments of service coverage indicators?	YES	The baseline service coverage has already being done on the recommendation of 13 th FC
5.	Are SAAPs addressing an approach towards meeting Service Level Benchmarks agreed by Ministry for each Sector?	YES	SAAP of the state has been prepared to achieve the service level benchmark provided by MOUD
6.	Is the investment proposed commensurate to the level of improvement envisaged in the indicator?	YES	Investment proposed is commensurate to the level of improvement envisaged in the indicator
7.	Are State Share and ULB share in line with proposed Mission approach?	YES	State share will be more than 20% has provided in the Mission guidelines.
8.	Is there a need for additional resources and have state considered raising additional resources (State programs, aided projects, additional devolution to cities, 14th Finance Commission, external sources)?	YES	Efforts are being made to mobilize additional fund through 14 th FC, infrastructure fund and state programs.

STATE ANNUAL ACTION PLAN (SAAP) UTTAR PRADESH

S.No.	Points of Consideration	Yes/No	Give Details
9.	Does State Annual Action Plan verify that the cities have undertaken financial projections to identify revenue requirements for O&M and repayments?	YES	SAAP has been prepared considering the O&M charges and details of O&M will be worked out while preparing the DPR.
10.	Has the State Annual Action Plan considered the resource mobilization capacity of each ULB to ensure that ULB share can be mobilized?	YES	SAAP has been prepared considering the financial position of ULBs
11.	Has the process of establishment of PDMC been initiated?	YES	Process of establishment of PDMC is under process.
12.	Has a roadmap been prepared to realize the resource potential of the ULB?	YES	Evaluation of resource potential of ULBs is underway.
13.	Is the implementation plan for projects and reforms in place (Timelines and yearly milestones)?	YES	The implementation plan for projects and reforms is in place
14.	Has the prioritization of projects in ULBs been done in accordance with para 7.2 of the guidelines?	YES	Prioritization of projects in ULBs been done in accordance with para 7.2 of the guidelines


(Ajay Deep Singh)
Director, Directorate of Local Bodies, /
State Mission Director- AMRUT, Govt. of Uttar Pradesh

Minutes of State High Powered Steering Committee (SHpsc) Meeting

शहरी विकास मंत्रालय, भारत सरकार द्वारा क्रियान्वित अटल मिशन फॉर रिजुवनेशन एण्ड अर्बन ट्रांसफार्मेशन (AMRUT- Atal Mission for Rejuvenation and Urban Transformation) योजना के अन्तर्गत मुख्य सचिव, उ०प्र० शासन की अध्यक्षता में गठित "राज्य स्तरीय उच्चाधिकार संचालन समिति" (SHpsc- State Level High Power Steering Committee) की बैठक दिनांक 04.12.2015 का कार्यवृत्त।

उपरिस्थिति :

सर्वश्री-

- 1- दुर्गा शंकर मिश्र, अपर सचिव, भारत सरकार, शहरी विकास मंत्रालय, नई दिल्ली।
- 2- श्रीप्रकाश सिंह, सचिव, नगर विकास विभाग, उ०प्र० शासन।
- 3- मुकेश मित्तल, सचिव, वित्त विभाग, उ०प्र० शासन।
- 4- जे०बी०सिंह, विशेष सचिव, नियोजन विभाग, उ०प्र० शासन।
- 5- अरविन्द सिंह, विशेष सचिव, लोक निर्माण विभाग, उ०प्र० शासन।
- 6- यतीन्द्र मोहन, विशेष सचिव, चिकित्सा एवं स्वास्थ्य विभाग, उ.प्र. शासन।
- 7- शिव जनम चौधरी, संयुक्त सचिव, आवास एवं शहरी नियोजन विभाग, उ०प्र०शासन।
- 8- अजय दीप सिंह, राज्य मिशन निदेशक/निदेशक, नगर निकाय, उ०प्र० लखनऊ।
- 9- डा० निशीथ राय, निदेशक, क्षेत्रीय नगर एवं पर्यावरण अध्ययन केन्द्र, लखनऊ विश्व विद्यालय, लखनऊ।
- 10- ए०के०गुप्ता, अपर निदेशक, क्षेत्रीय नगर एवं पर्यावरण अध्ययन केन्द्र, लखनऊ विश्व विद्यालय, लखनऊ।
- 11- डा० अलका सिंह, उप निदेशक, क्षेत्रीय नगर एवं पर्यावरण अध्ययन केन्द्र, लखनऊ विश्व विद्यालय, लखनऊ।
- 12- एस०पी० शाही, नगर आयुक्त, नगर निगम, वाराणसी।
- 13- अनूप सक्सेना, निदेशक, सीएण्डडीएस, उ.प्र. जल निगम, लखनऊ।
- 14- ए०के०राय, महाप्रबन्धक, सीएण्डडीएस, उ.प्र. जल निगम, लखनऊ।
- 15- सुखेन्द्र कुमार, अपर निदेशक, नगर निकाय निदेशालय, उ.प्र. लखनऊ।
- 16- ए०के०सिंह, मुख्य अभियंता(मु-1), लोक निर्माण विभाग, उ.प्र. लखनऊ।
- 17- आर०एन०गोयल, महाप्रबन्धक, सीएण्डडीएस, उ.प्र. जल निगम, लखनऊ।
- 18- उदयराज यादव, अधिशासी अधिकारी, नगर पालिका परिषद, मथुरा।
- 19- पी०के०सक्सेना, मुख्य अभियंता, उ.प्र. जल निगम, लखनऊ।
- 20- एम०सी०जोशी, मुख्य अभियंता, उ.प्र.० जल निगम, लखनऊ।
- 21- सुनील प्रशाद, संयुक्त निदेशक, नगर परिवहन निदेशालय, उ.प्र. लखनऊ।
- 22- के०के०अग्रवाल, टीम लीडर, पीएमयू, नगरीय निकाय निदेशालय, उ.प्र.।
- 23- उदयवीर सिंह, राठौर, टीम लीडर, स्टेट आरपीएमसी।
- 24- रवीन्द्र बोरा, अधीक्षण अभियंता, उ.प्र.जल निगम, लखनऊ।
- 25- दीपक श्रीवास्तव, वित्तीय सलाहकार, स्टेट आरपीएमसी।
- 26- ए०के०मिश्रा, सचिव, स्टेट ट्रांसपोर्ट अथारिटी।
- 27- जियाउल हक, अरबन प्लानर, क्षेत्रीय नगर एवं पर्यावरण अध्ययन केन्द्र, लखनऊ विश्व विद्यालय, लखनऊ।

शहरी विकास मंत्रालय, भारत सरकार द्वारा क्रियान्वित अटल मिशन फॉर रिजुवनेशन एण्ड अर्बन ट्रांसफार्मेशन (AMRUT- Atal Mission for Rejuvenation and Urban Transformation) योजना के अन्तर्गत मुख्य सचिव, उ०प्र० शासन की अध्यक्षता में गठित "राज्य स्तरीय उच्चाधिकार संचालन समिति" (SHpsc- State Level High Power Steering Committee) की बैठक में

सर्वप्रथम सचिव, नगर विकास विभाग द्वारा अवगत कराया गया कि क्षेत्रीय नगर एवं पर्यावरण अध्ययन केन्द्र, लखनऊ को नगर विकास विभाग के अन्तर्गत संचालित योजनाओं यथा- अमृत, स्वच्छ भारत मिशन, स्मार्ट सिटी मिशन, हृदय इत्यादि के लिए रिसोर्स सेन्टर नामित किया गया है तथा केन्द्र द्वारा वित्त पोषित योजनाओं के नियोजन तथा क्रियान्वयन सक्रिय रूप से किया जा रहा है।

2- श्री ए0के0 गुप्ता, अपर निदेशक, क्षेत्रीय नगर एवं पर्यावरण अध्ययन केन्द्र, लखनऊ द्वारा अटल मिशन फॉर रिजुवनेशन एण्ड अर्बन ट्रांसफार्मेशन (AMRUT- Atal Mission for Rejuvenation and Urban Transformation) का सारगर्भित विवरण प्रस्तुत करते हुए यह अवगत कराया कि इस योजना के अन्तर्गत 2011 की जनगणना के अनुसार 1 लाख से अधिक की आबादी वाले नगरों को इस योजना से आच्छादित किया गया है। इसके अन्तर्गत प्राथमिकता जलापूर्ति तत्पश्चात् सीवरेज, ड्रेनेज तथा अर्बन ट्रांसपोर्ट को प्राथमिकता दी जानी है तथा इस योजना के अन्तर्गत 2.5% की धनराशि पार्को के विकास के लिए तथा 8% की A&OE मद के लिए निर्धारित की गई है। योजना में 10 लाख तक की आबादी वाले नगरों में केन्द्राश 50% तथा 10 लाख से अधिक जनसंख्या वाले नगरों में 33.33% धनराशि केन्द्राश तथा अवशेष धनराशि राज्य सरकार तथा नगरीय निकाय द्वारा वहन की जायेगी। इस योजना के अन्तर्गत परियोजना लागत में 5 वर्ष का रख-रखाव भी सम्मिलित होगा तथा इस पर होने वाली पूर्ण धनराशि राज्य सरकार तथा नगरीय निकाय द्वारा वहन की जानी है।

3- उपरोक्त के क्रम में उत्तर प्रदेश राज्य के अन्तर्गत 1 लाख से अधिक की आबादी वाले कुल 60 नगर जिसमें से 10 लाख से अधिक आबादी वाले 7 शहर तथा अवशेष 53 नगर 10 लाख से कम की आबादी वाले हैं तथा बैठक में यह भी अवगत कराया गया कि आगामी वर्षों में 10% धनराशि नगरीय सुधारों को पूर्ण करने पर प्रोत्साहन रूप में रखी गयी है। भारत सरकार द्वारा जारी गाइडलाइन्स के आधार पर सभी 60 नगरीय निकायों द्वारा तैयार State Level Improvement Plan 2015-16 का राज्य वार्षिक कार्य-योजना SAAP (SAAP- State Annual Action Plan) तैयार की गई है।

4- भारत सरकार द्वारा वित्तीय वर्ष 2015-16 के लिए राज्य वार्षिक योजना में केन्द्रान्श के रूप में 1409.6 करोड़ रुपये की धनराशि प्रस्तावित थी। इसके क्रम में राज्य वार्षिक कार्य योजना 3331.41 करोड़ रुपये की तैयार की गई है जिसमें 1878.19 करोड़ रुपये की धनराशि राज्य सरकार द्वारा लगायी जानी है।

उपरोक्त राज्य वार्षिक कार्य योजना भारत सरकार द्वारा जारी राष्ट्रीय नीति के अनुसार प्रदेश में प्राथमिकताओं का निर्धारण किया गया है। वित्तीय वर्ष 2015-16 में जलापूर्ति के यूनिवर्सल कवरेज के लिए नगरीय निकायों की आवश्यक धनराशि तथा आगरा, इलाहाबाद, वाराणसी, लखनऊ तथा गाजियाबाद को योजनाये फेजेज में प्रस्तावित की गई हैं तथा सीवरेज के अन्तर्गत प्राथमिकता सर्वप्रथम उन नगरों को जहां पर सीवर के रख-रखाव की उपलब्धता है उन्हें सीवरेज का कनेक्शन बढ़ाने, गंगा के किनारे स्थित 'नभामि गंगे' से आच्छादित नगर तत्पश्चात् जिन नगरों की डीपी0आर0 बन चुकी है तथा भूमि की उपलब्धता है उन नगरों को प्राथमिकता दी गई है। इस प्रकार जलापूर्ति की 60 परियोजनाएं तथा सीवरेज की 25 परियोजनाएं तथा पार्क इत्यादि की 58 परियोजनाएं राज्य वार्षिक कार्य-योजना के अन्तर्गत कुल धनराशि 3287.26 करोड़ की परियोजनाओं की संस्तुति की गई।



- 3 -

- 5- बैठक में राज्य एवं नगरीय निकायों के मध्य योजना लागत का प्रतिशत निर्धारण करने के संबंध में विस्तृत चर्चा की गई तथा समिति द्वारा संस्तुत किया गया कि नगरीय निकायों की वित्तीय स्थिति सुदृढ़ न होने के कारण सभी निकायों के लिए अवशेष धनराशि राज्य सरकार द्वारा प्रदान की जाय।
- 6- "राज्य स्तरीय उच्चाधिकार संचालन समिति" द्वारा सचिव, नगर विकास की अध्यक्षता में राज्य स्तरीय तकनीकी समिति के गठन की स्वीकृति प्रदान की गई तथा इस समिति में मिशन निदेशक, नगरीय निकाय-सदस्य सचिव तथा निदेशक सूडा, प्रबन्ध निदेशक, विद्युत वितरण या उनके नामित प्रतिनिधि, मुख्य नगर एवं ग्राम नियोजक विभाग या उनके नामित प्रतिनिधि, अपर निदेशक, क्षेत्रीय नगर एवं पर्यावरण अध्ययन केन्द्र, लखनऊ, निदेशक मूल्यांकन विभाग, प्रबन्ध निदेशक, उ०प्र० जल निगम, प्रमुख अभियन्ता, लोक निर्माण विभाग या उनके नामित प्रतिनिधि उसके सदस्य होंगे।
- 7- 8% A&OE मद के अन्तर्गत राज्य वार्षिक कार्य योजना के अन्तर्गत 262 करोड़ रुपये की धनराशि से PDMC, IRMA तथा क्षमता संवर्द्धन इत्यादि के कार्य सम्पादित कराये जायेंगे तथा क्षमता संवर्द्धन एवं सेमिनार, रिसर्च स्टडीज के लिए क्षेत्रीय नगर एवं पर्यावरण अध्ययन केन्द्र पूर्व में ही नामित किया जा चुका है तथा बैठक में अपर सचिव, शहरी विकास मंत्रालय द्वारा IRMA की कार्यवाही यथाशीघ्र प्रारम्भ करने की संस्तुति की गई।
- 8- बैठक में यह भी संस्तुत किया गया कि CMMU तथा SMMU के अन्तर्गत विभिन्न विशेषज्ञों की नियुक्ति की जानी है। बैठक में अपर निदेशक, आर०सी०यू०ई०एस० द्वारा अवगत कराया गया कि 10 लाख से कम आबादी वाले नगरों में एक Urban Planner तथा एक Urban Infrastructure Expert, तथा 10 लाख से अधिक आबादी वाले शहरों में एक Urban Planner तथा एक Urban Infrastructure Expert के साथ-साथ नगरीय निकाय अपनी आवश्यकता के अनुसार CCBP Guidelines के अनुसार 2 और विशेषज्ञों को नियुक्त कर सकती है तथा 6 विशेषज्ञ राज्य स्तर पर रखे जाने हैं। इस संबंध में यह निर्णय लिया गया कि पूर्व में सी०सी०बी०पी० योजना के अन्तर्गत केवल अर्ह अधिकारियों को ही पुनः Realign करते हुए अवशेष पदों को भरने के लिए अग्रिम कार्यवाही नियमानुसार करने हेतु मिशन निदेशक के अधिकृत किया गया।
- 9- बैठक में अपर सचिव, भारत सरकार, शहरी विकास मंत्रालय, नई दिल्ली द्वारा सुझाव दिया गया कि प्रस्तावित नगरीय सुधारों की एक समय-सारणी तैयार कर ली जाय तथा उसका नियमित अनुश्रवण रिसोर्स सेन्टर द्वारा किया जाय, जिससे इस योजना के अन्तर्गत 10% प्रोत्साहन धनराशि का लाभ मिल सके।
- 10- बैठक में सचिव, नगर विकास द्वारा अवगत कराया गया कि नगर पालिका परिषद, मुगलसराय में कोई पार्क न होने के कारण योजना प्रस्तुत नहीं की गई है। नगर में पार्क रेलवे भूमि पर है यदि भारत सरकार द्वारा इस संबंध में यह निर्देश निर्गत कर दिये जाये कि इन पार्कों को भी इस योजना से आच्छादित किया जा सकता है, के सम्बन्ध में मार्गदर्शन की आवश्यकता है, जिससे बाद में audit objection न हो।
- 11- बैठक में मिशन निदेशक द्वारा अमृत योजना के अन्तर्गत खातों का संचालन राष्ट्रीयकृत बैंक में नोडल खाता निदेशालय स्तर पर खोलते हुए तथा उसके लिंक खाते नगरीय निकायों एवं क्षेत्रीय नगर एवं पर्यावरण अध्ययन केन्द्र के संबंध में भी समिति द्वारा सहमति प्रदान की गई।




- 4 -

12- बैठक में सचिव, नगर विकास विभाग द्वारा बताया गया कि दोहरी लेखा प्रणाली वर्ष 2008 से लम्बित है। मुख्य सचिव द्वारा सचिव, वित्त विभाग से उक्त नियमावली पर यथाशीघ्र सहमति प्रदान करने का निर्देश दिया गया।


13- बैठक में अटल मिशन फॉर रिजुवनेशन एण्ड अर्बन ट्रांसफार्मेशन (AMRUT- Atal Mission for Rejuvenation and Urban Transformation) योजना के अन्तर्गत राज्य वार्षिक कार्य योजना, 2015-16 (SAAP- State Annual Action Plan) की स्वीकृति प्रदान करते हुए राज्य सरकार द्वारा राज्यांश एवं नगरीय निकायों के अंश तथा प्रस्तावित सुधारों को निर्धारित समय-सारणी के अन्तर्गत पूर्ण करने की वचनबद्धता देते हुए Apex Committee भारत सरकार के लिए स्वीकृति हेतु संस्तुति का निर्णय लिया गया।

उपर्युक्तानुसार हुए विचार-विमर्श तथा संस्तुति के पश्चात् बैठक सधन्यवाद सम्पन्न हुई।


08/12/2015
(श्री प्रकाश सिंह)
सचिव।

उत्तर प्रदेश शासन
नगर विकास अनुभाग-5
संख्या-339एमएस/नौ-5-2015-180सा/2015टीसी
लखनऊ: दिनांक ०९ दिसम्बर, 2015

प्रतिलिपि समस्त सम्बन्धित को सूचनार्थ एवं आवश्यक कार्यवाही हेतु प्रेषित।

आज्ञा से,

(उमा शंकर सिंह)
विशेष कार्याधिकारी।

Chapter 1: Project Background

Atal Mission for Rejuvenation and Urban Transformation (AMRUT) was launched by government of India on 25th June 2015. Focus on infrastructure that leads to delivery of services to citizens. The main objectives of the Mission is to:

- I. to ensure that every household has access to a tap with assured supply of water and a sewerage connection;
- II. to increase the amenity value of cities by developing greenery and well maintained open spaces (e.g. parks); and
- III. to reduce pollution by switching to public transport or constructing facilities for non-motorized transport (e.g. walking and cycling).

Mission Components:

The components of the AMRUT consist of capacity building, reform implementation, water supply, sewerage and septage management, storm water drainage, urban transport and development of green spaces and parks. During the process of planning, the Urban Local Bodies (ULBs) will strive to include some smart features in the physical infrastructure components.

Water Supply

- i. Water supply systems including augmentation of existing water supply, water treatment plants and universal metering.
- ii. Rehabilitation of old water supply systems, including treatment plants.

Thrust Areas

Water Supply,

Sewerage Facilities and Septage Management,

Storm Water Drains to Reduce Flooding,

Urban Transport- Pedestrian, Non-motorized & Public Transport Facilities, Parking Spaces,

Creating and Upgrading Green Spaces, Parks and Recreation Centers, especially for Children.

- iii. Rejuvenation of water bodies specifically for drinking water supply and recharging of ground water.
- iv. Special water supply arrangement for difficult areas, hill and coastal cities, including those having water quality problems (e.g. arsenic, fluoride)

Sewerage

- i. Decentralised, networked underground sewerage systems, including augmentation of existing sewerage systems and sewage treatment plants.
- ii. Rehabilitation of old sewerage system and treatment plants.
- iii. Recycling of water for beneficial purposes and reuse of wastewater.

Septage

- i. Faecal Sludge Management- cleaning, transportation and treatment in a cost-effective manner.
- ii. Mechanical and biological cleaning of sewers and septic tanks and recovery of operational cost in full.

Storm Water Drainage

- i. Construction and improvement of drains and storm water drains in order to reduce and eliminate flooding.

Urban Transport

- i. Ferry vessels for inland waterways (excluding port/bay infrastructure) and buses.
- ii. Footpaths/walkways, sidewalks, foot over-bridges and facilities for non-motorised transport (e.g. bicycles).
- iii. Multi-level parking. iv. Bus Rapid Transit System (BRTS).

Green space and parks

- iv. Development of green space and parks with special provision for child-friendly components.

Reforms management & support

- i. Support structures, activities and funding support for reform implementation.
- ii. Independent Reform monitoring agencies.

Capacity Building

- i. This has two components- individual and institutional capacity building.
- ii. The capacity building will not be limited to the Mission Cities, but will be extended to other ULBs as well.
- iii. Continuation of the Comprehensive Capacity Building Programme (CCBP) after its realignment towards the new Missions.

Coverage under Mission:

Five hundred cities will be taken up under AMRUT. The list of cities will be notified at an appropriate time. The category of cities that will be covered in the AMRUT is given below:

- i. All Cities and Towns with a population of over one lakh with notified Municipalities, including Cantonment Boards (Civilian areas),
- ii. All Capital Cities/Towns of States/ UTs, not covered in 2.1(i),
- iii. All Cities/ Towns classified as Heritage Cities by MoUD under the HRIDAY Scheme,
- iv. Thirteen Cities and Towns on the stem of the main rivers with a population above 75,000 and less than 1 lakh, and
- v. Ten Cities from hill states, islands and tourist destinations (not more than one from each State).

PROGRAMME MANAGEMENT STRUCTURE:

Each ULB has prepared sector wise Service Level Improvement Plan after assessment of its current servicelevel and consultation with the citizens. The Regional Centre for Urban & Environmental Studies being the Nodal Agency coordinated and supported the ULBs in preparing sector wise SLIPs. In first phase only Water Supply, Sewerage and Parks SLIPs have been prepared. The SLIPS were

submitted at the state level following which all SLIPs have been consolidated and State Annual Action Plan has been prepared, which is being put up for approval before the Apex Committee.

Mission Management

National Level-
Apex Committee (AC) chaired by Secretary (UD)

State Level –
High Powered Steering Committee (SHpsc) chaired by State Chief Secretary and SLTC chaired by the Principal Secretary

City Level –
ULBs will be responsible for Implementation of Mission

State level High Powered Steering Committee (SHpsc), Uttar Pradesh

- i. Chief Secretary -Chairman
- ii. Pr. Secretary(Finance) -Member
- iii. Pr. Secretary(Housing& Urban Planning) Member
- iv. Pr. Secretary (Planning)- Member
- v. Pr. Secretary (Health & Medical)- Member
- vi. Pr. Secretary (Environment & Forest)-Member
- vii. Pr. Secretary (Transport)- Member
- viii. Pr. Secretary (PWD)- Member
- ix. Secretary(UD)- Member
- x. Managing Director (UP Jal Nigam)- Member
- xi. Director (RCUES, Lucknow)- Member
- xii. Director (C&DS)- Member
- xiii. Member Representative of MoUD Member
- xiv. Mission Director- Member Secretary

FUND ALLOCATION:


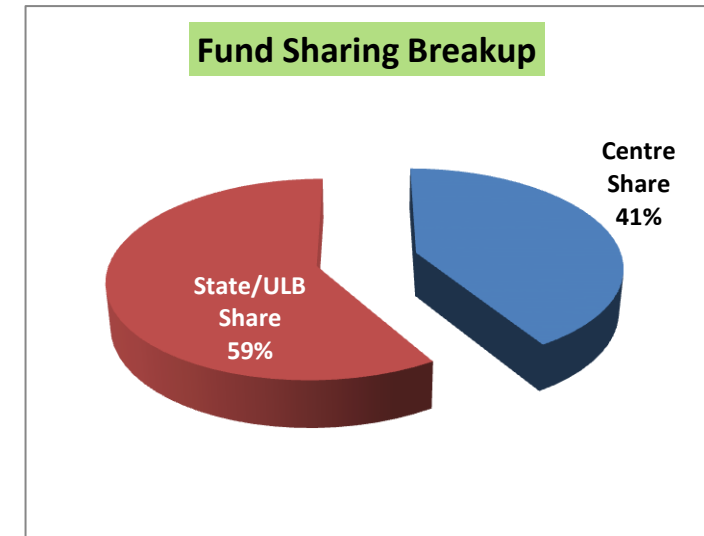
The total outlay for AMRUT is Rs. 50,000 crore for five years from FY 2015-16 to FY 2019-20 and the Mission will be operated as a Centrally Sponsored Scheme. The AMRUT may be continued thereafter in the light of an evaluation done by the MoUD and incorporating learning's in the Mission. The Mission funds will consist of the following four parts:

STATE ANNUAL ACTION PLAN (SAAP) UTTAR PRADESH

- i. Project fund - 80% of the annual budgetary allocation.
- ii. Incentive for Reforms - 10% of the annual budgetary allocation.
- iii. State funds for Administrative & Office Expenses (A&OE) - 8% of the annual budgetary allocation
- iv. MoUD funds for Administrative & Office Expenses (A&OE) - 2% of the annual budgetary allocation

However, for FY 2015-16 the project fund would be 90% of the annual budgetary allocations as incentive for Reforms will be given only from FY 2016-17 onwards.

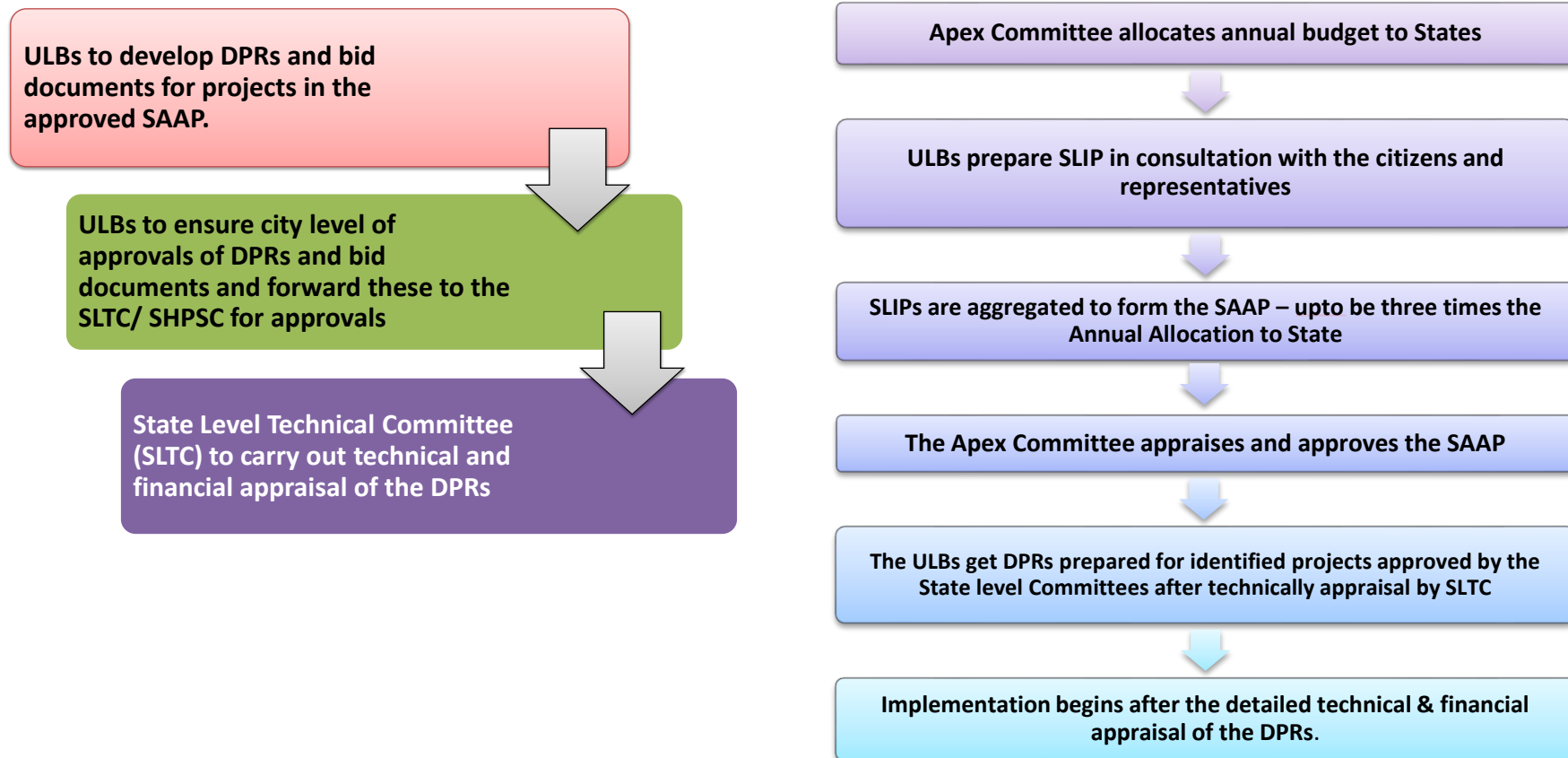
As per the mission guidelines GOI shall provide 50% assistance of the project cost for the mission cities having population up to 10 lacs and 1/3rd assistance for mission cities having population above 10 lacs. State govt. respective ULBs will contribute through their own resources (State Share/SFC/TFC grants etc.) or through financing from financial institutions.



Under AMRUT scheme, the State Govt. has decided to meet not less than 20% of the project cost, in addition to the Central share. The ULBs are expected to meet the remaining share from their own funds, 14th Finance Commission Grants and from other sources. The ULBs are trying to raise their own revenues through improving billing and collection systems and through public mobilization and awareness campaigns. The ULBs are also preparing themselves to mobilize finances through financial institutions by obtaining credit rating from accredited institutions. The O&M cost will be met from the ULB through user charges and other sources.

APPRAISAL & IMPLEMENTATION

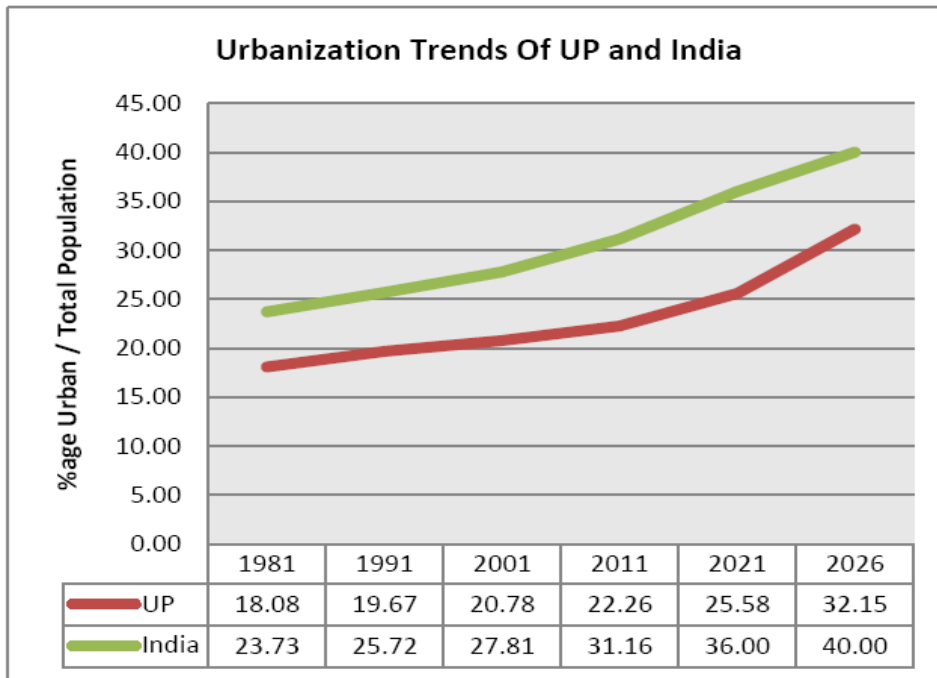
The appraisal will be done at the state level by the State Level Technical Committee (SLTC). The SLTC will give technical sanctions, ensure resilience to disasters, check estimate IRR, take corrective action on third party reports and appraise the DPRs.



Chapter 2: State Scenario

Urban Scenario of Uttar Pradesh

Uttar Pradesh is the rainbow land where the multi-hued Indian Culture has blossomed from times immemorial. Blessed with a variety of



geographical land and many cultural diversities, Uttar Pradesh, has been the area of activity of historical heroes like - Rama, Krishna, Buddha, Mahavira, Ashoka, Harsha, Akbar and Mahatma Gandhi. Rich and tranquil expanses of meadows, perennial rivers, dense forests and fertile soil of Uttar Pradesh have contributed numerous golden chapters to the annals of Indian History. Dotted with various holy shrines and pilgrim places full of joyous festivals, it plays an important role in the politics, education, culture, industry, agriculture and tourism of India.

Garlanded by the Ganga and Yamuna. The two pious rivers of Indian mythology, Uttar Pradesh is surrounded by Bihar in the East, Madhya Pradesh in the South, Rajasthan, Delhi, Himachal Pradesh

and Haryana in the west and Uttaranchal in the north and Nepal touch the northern borders of Uttar Pradesh, it assumes strategic importance for Indian defense. Its area of 2,36,286 sqkms lies between latitude 24 deg to 31 deg and longitude 77 deg to 84 deg East. Area wise it is the fourth largest State of India.

STATE ANNUAL ACTION PLAN (SAAP) UTTAR PRADESH

Excluding Uttrakhand, UP's urban population stood at 19.01 million in 1981, increasing to 34.50 million in 2001 and, further, to 44.47

Year	Urban population (lakh)	Total population (lakh)	Urban population as % of total population	Decadal growth of urban population (%)	Decadal growth of total population (%)
1	2	3	4	5	6
1981	190.08	1051.37	18.08		
1991	259.70	1319.99	19.67	36.63	25.55
2001	345.06	1660.53	20.78	26.82	25.78
2011	444.70	1995.81	22.28	28.75	20.09

million in 2011. Urban population has been increasing at a steady rate of around 3.07 % per annum in the past three decades, which is much higher than the growth rate of 2.38 % per annum in the total population of the State. In 2011, 22.28% of total

population of State lives in urban areas which accounts 11.79% of total urban population of country and on the basis of provisional census data of 2011, 4041 statutory towns present in country out of which 648 exist in UP which is 16% of total number of towns.

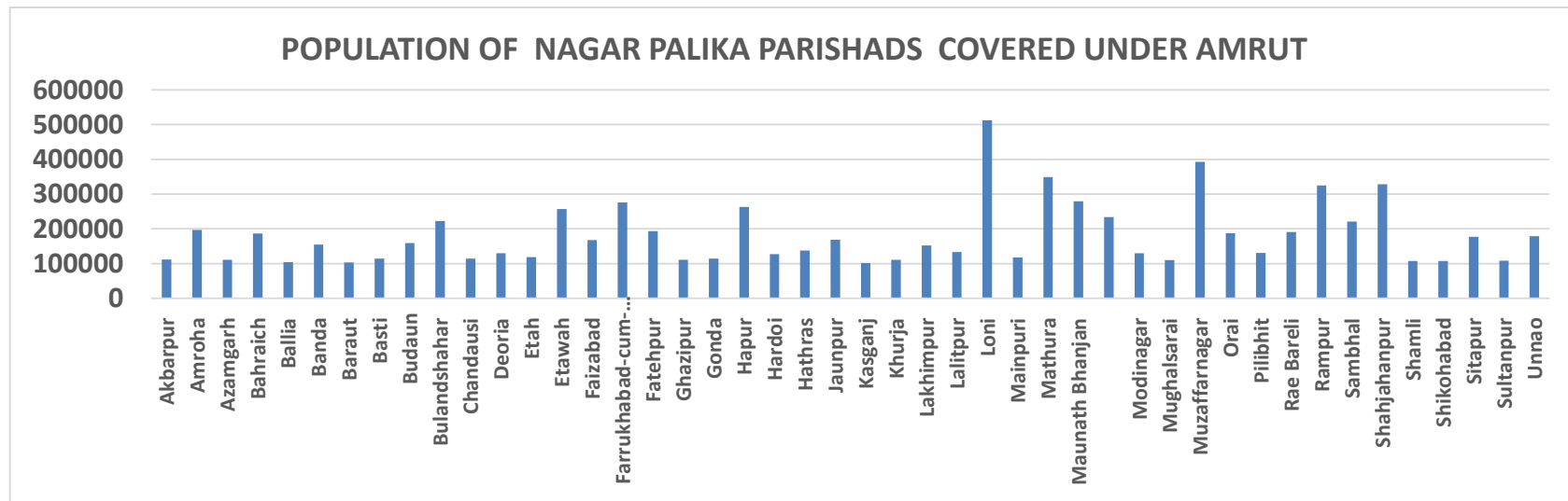
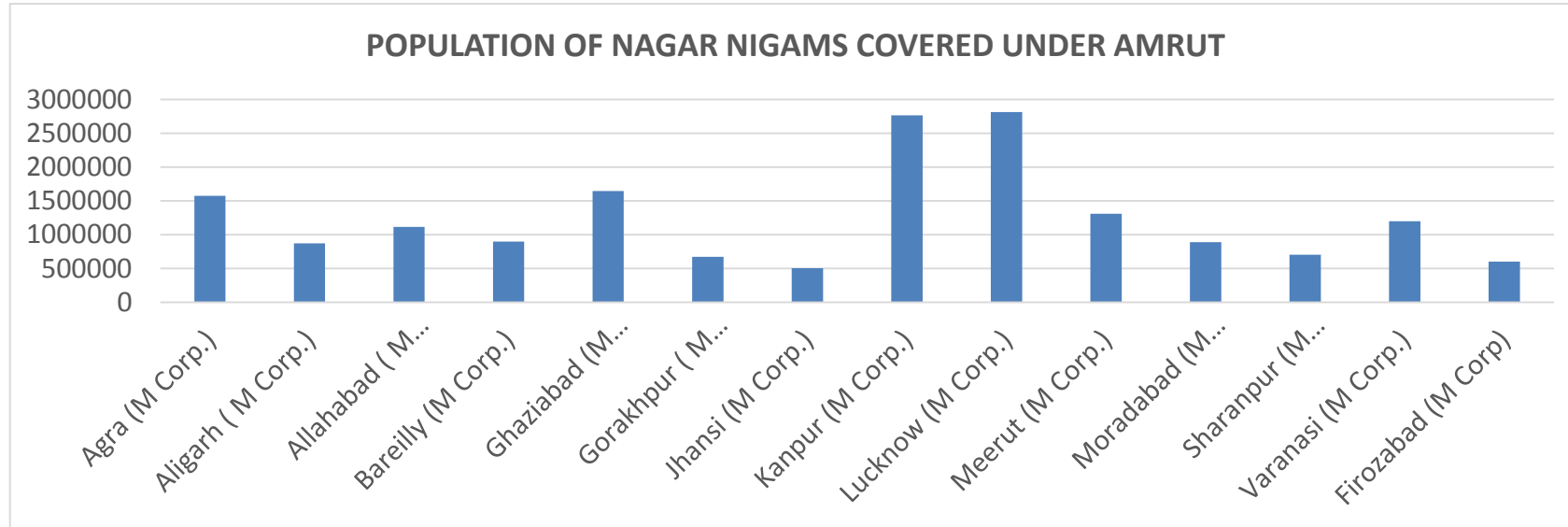
Indicators	India	Uttar Pradesh	%age of UP in India
Total Population	121.02 Cr	19.96 Cr	16%
Urban Population	37.71 Cr	4.45 Cr	12%
% Urban Population	31.16%	22.28%	-
Statutory Towns	4,041	648	16%
Census Towns	3,894	267	7%
Decadal Urban Population Growth (2001-2011)	9.10 Cr	1.0 Cr	10.95 %

Source: Calculated from Census Reports-2011.

ULB Categorization in Uttar Pradesh		
1	Total Nos. of Nagar Nigams	14
2	Total Nos. of Nagar Palika Parishads	196
3	Total Nos. of Nagar Panchayats/Town Areas	424
	Total	634

STATE ANNUAL ACTION PLAN (SAAP) UTTAR PRADESH

Uttar Pradesh has 634 Urban Local Bodies. There are 14 Nagar Nigam, 196 Nagar Palika Parishads and 424 Nagar Panchayats. They account for almost 16% of the total Urban Local Bodies in the country.

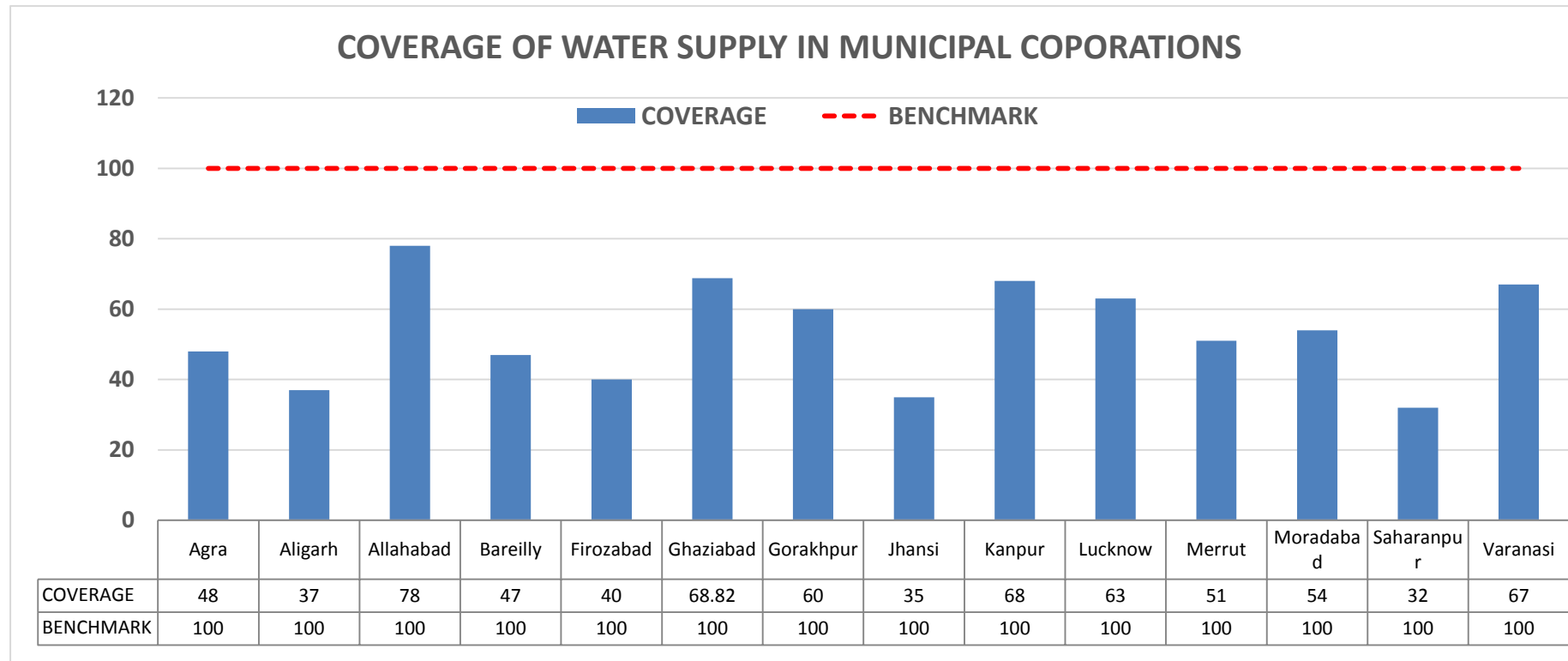


AMRUT CITIES OF UTTAR PRADESH:

60 cities of Uttar Pradesh are covered under AMRUT, which includes 14 Nagar Nigam/Municipal Corporation and 46 Nagar Palika Parishads. The list of AMRUT Cities of Uttar Pradesh mentioned below:

S.N	Name of the City	Population	S.N	Name of the City	Population	S.N	Name of the City	Population
1	Lucknow (M Corp.)	2815601	23	Etawah (NPP)	256790	43	Pilibhit (NPP)	130428
2	Kanpur (M Corp.)	2767031	24	Mirzapur-cum-vindhyachal (NPP)	233691	44	Hardoi (NPP)	126890
3	Ghaziabad (M Corp.)	1648643	25	Bulandshahar (NPP)	222826	45	Mainpuri (NPP)	117327
4	Agra (M Corp.)	1574542	26	Sambhal (NPP)	221334	46	Etah (NPP)	118632
5	Meerut (M Corp.)	1309023	27	Amroha (Npp)	197135	47	Basti (NPP)	114651
6	Varanasi (M Corp.)	1201815	28	Fatehpur (NPP)	193801	48	Chandausi (NPP)	114254
7	Allahabad (M Corp.)	1117094	29	Rae Bareli (NPP)	191056	49	Gonda (NPP)	114353
8	Bareilly (M Corp.)	898167	30	Orai (NPP)	187185	50	Akbarpur (NPP)	111594
9	Moradabad (M Corp.)	889810	31	Bahraich (NPP)	186241	51	Khurja (NPP)	111098
10	Aligarh (M Corp.)	872575	32	Jaunpur (NPP)	168128	52	Azamgarh (NPP)	110980
11	Sharanpur (M Corp.)	703345	33	Unnao (NPP)	178681	53	Ghazipur (NPP)	110698
12	Gorakhpur (M Corp.)	671048	34	Sitapur (NPP)	177351	54	Mughalsarai (NPP)	110110
13	Jhansi (M Corp.)	507293	35	Faizabad (NPP)	167544	55	Sultanpur (NPP)	107914
14	Firozabad (M Corp.)	603797	36	Budaun(NPP)	159221	56	Shikohabad (NPP)	107300
15	Loni (NPP)	512296	37	Banda (NPP)	154388	57	Shamli (NPP)	107233
16	Muzaffarnagar (NPP)	392451	38	Lakhimpur (NPP)	152010	58	Ballia (NPP)	104271
17	Mathura (NPP)	349336	39	Hathras (NPP)	137509	59	Baraut (NPP)	102733
18	Shahjahanpur (NPP)	327975	40	Lalitpur (NPP)	133041	60	Kasganj (NPP)	101241
19	Rampur (NPP)	325248	41	Modinagar (NPP)	130161			
20	MaunathBhanjan (NPP)	279060						
21	Farrukhabad-cum-Fatehgarh(NPP)	275754						
22	Hapur (NPP)	262801	42	Deoria (NPP)	129570			

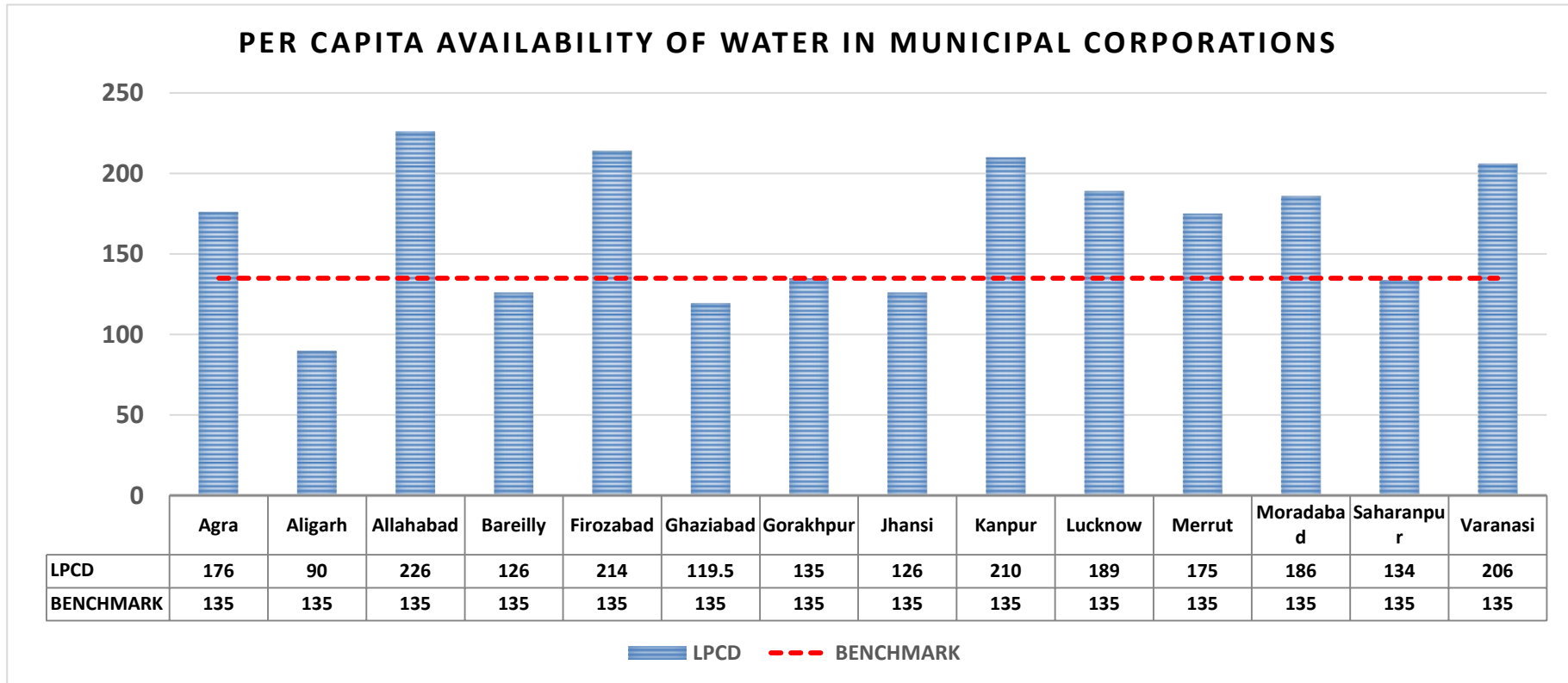
EXISTING SERVICES LEVEL OF WATER SUPPLY IN AMRUT CITIES:



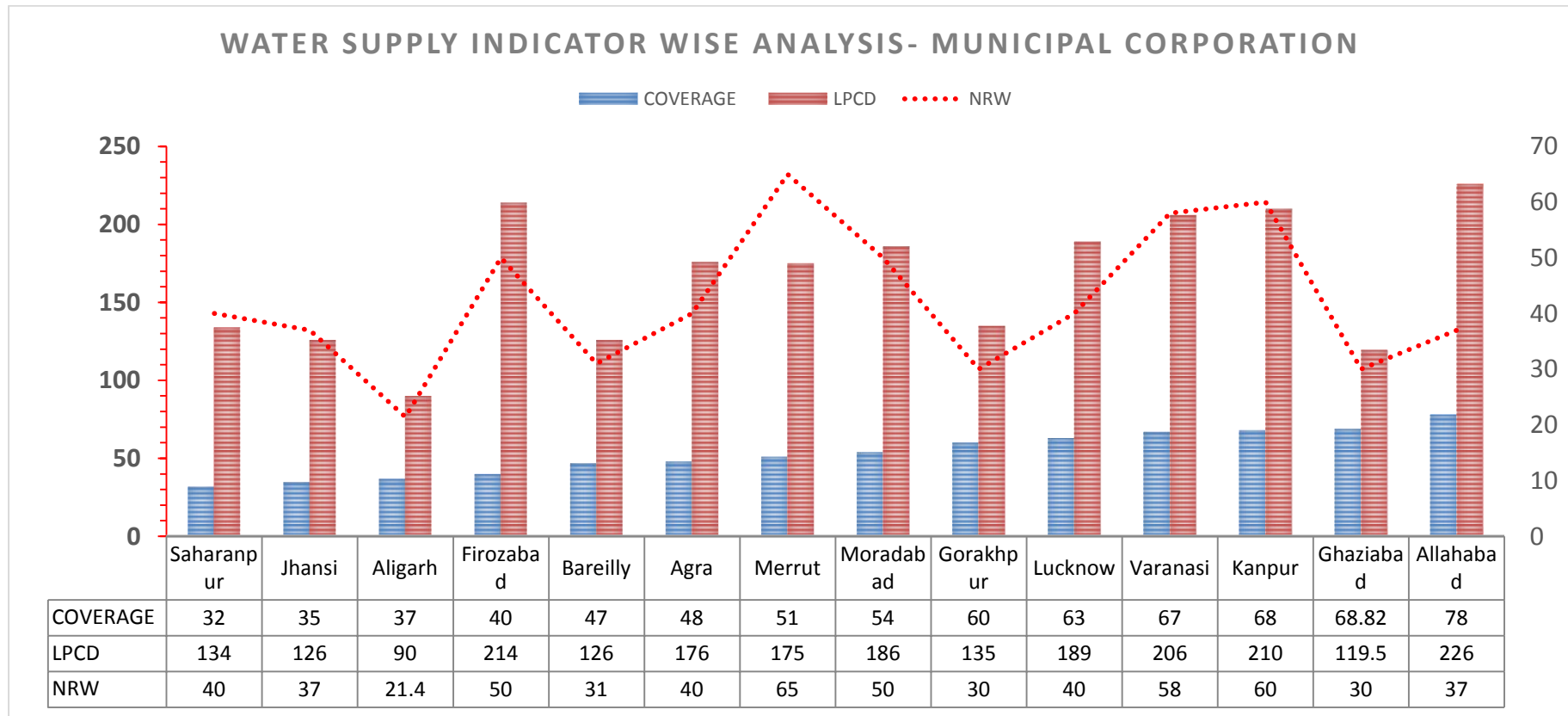
The coverage of water supply services in AMRUT of Uttar Pradesh cities shows that mostly the coverage level ranges between 32% to 78% in Municipal Corporations (Nagar Nigams). Allahabad Municipal Corporation has the highest household level coverage of water supply network connections at 78% while Saharanpur Municipal Corporation has the lowest coverage at 32%.

STATE ANNUAL ACTION PLAN (SAAP) UTTAR PRADESH

In terms of per capita water availability among Municipal Corporation, Allahabad has the highest 226 LPCD water availability while Aligarh has the lowest per capita availability of water at 90 LPCD.



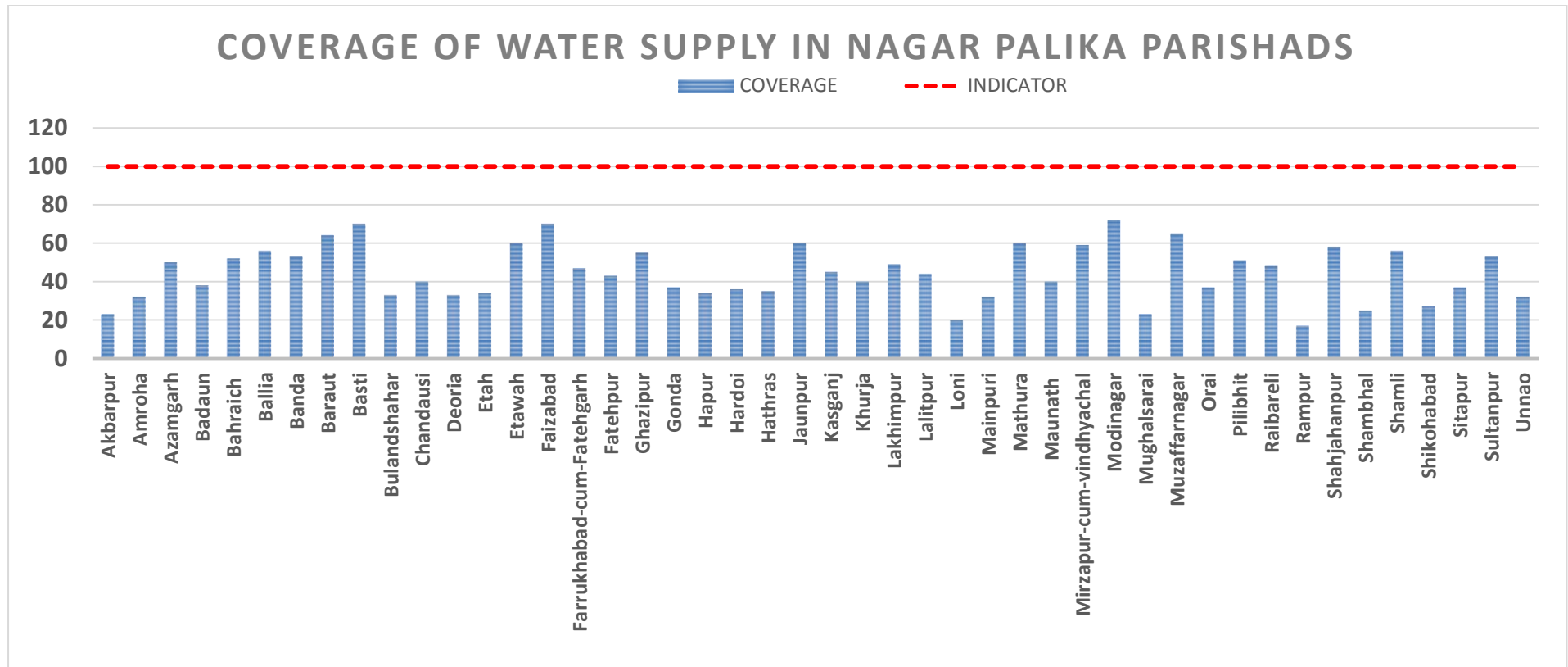
STATE ANNUAL ACTION PLAN (SAAP) UTTAR PRADESH



Comparative analysis of household level coverage of water supply connections, per capita availability of water and non revenue water shows that at Sharanpur the even though the coverage is low but the NRW level is very high similar situation is also observed in cities of Jhansi, Meerut, Kanpur, Moradabad and Varanasi.

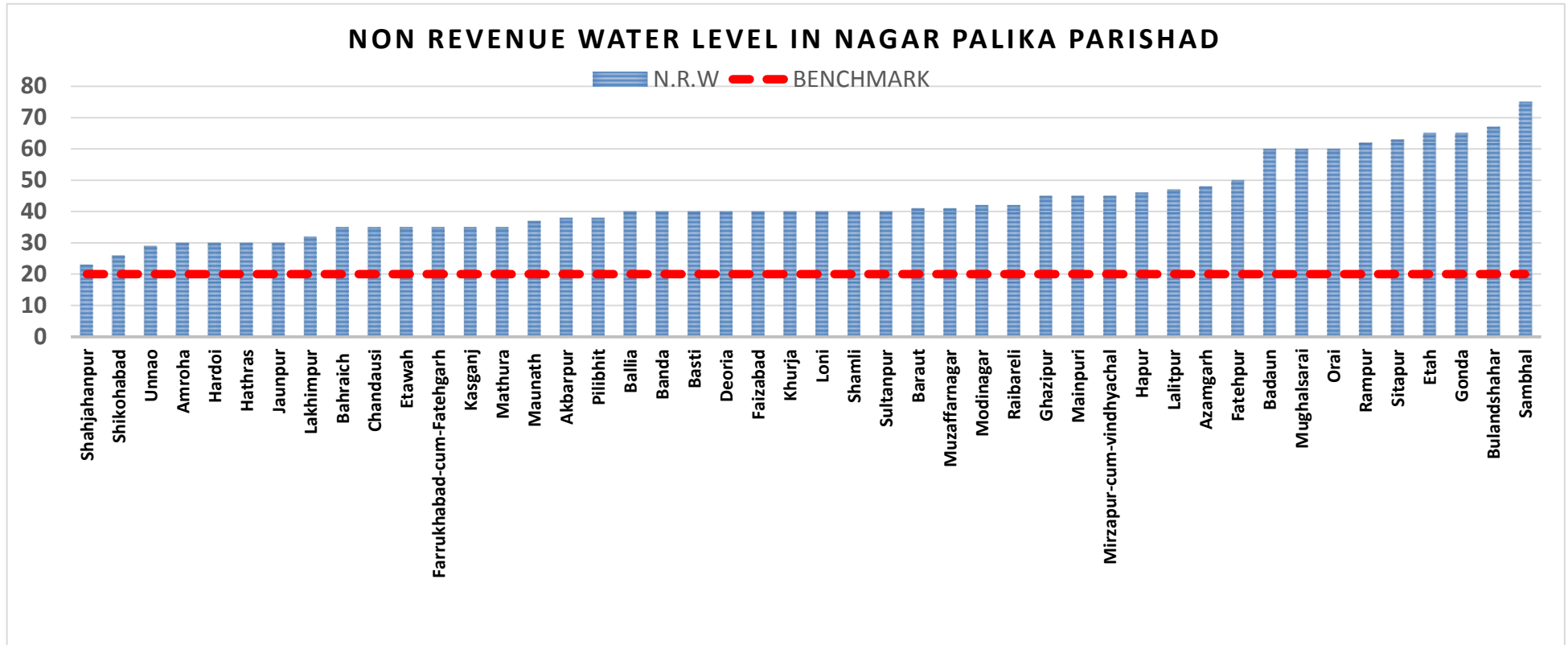
STATE ANNUAL ACTION PLAN (SAAP) UTTAR PRADESH

The coverage of water supply services in Nagar Palika Parishads shows that coverage level ranges between 17% to 72%. Highest being 72% in Nagar Palika Parishad Modinagar and lowest in Rampur at 17%. Maximum cities have water supply coverage in between the range of 32% to 48%.



STATE ANNUAL ACTION PLAN (SAAP) UTTAR PRADESH

The Non Revenue Water Levels in also found to be very high in most of the Nagar palikas Parishads. Comparative analysis of NRW in Nagar Palika Parishads shows that Sambhal City reported highest NRW with 75% while shajahanpur has reported lowest NRW with 23%. Details shows in chart below.

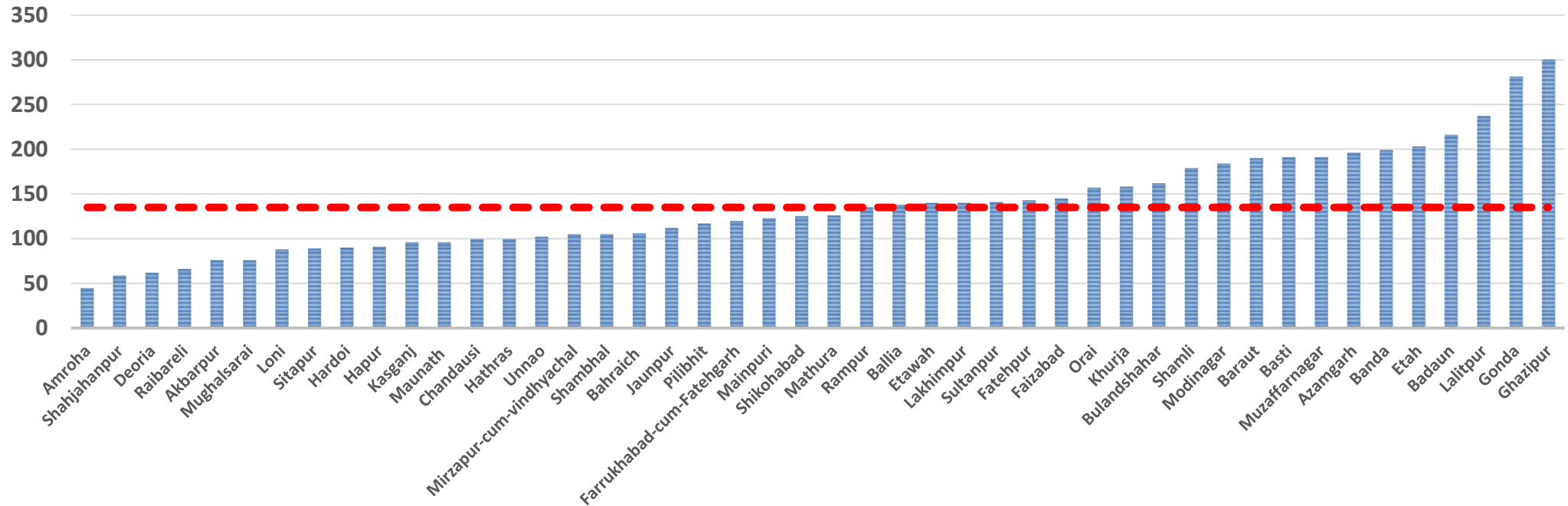


STATE ANNUAL ACTION PLAN (SAAP) UTTAR PRADESH

The per capita water availability in Nagar Palika Parishads shows Amroha reported lowest availability of water at 45 LPCD and highest at Ghazipur with 300 LPCD. Among Nagar Palika Parishads (Municipal Councils) 24 cities have per capita availability of water below the benchmark of 135 LPCD whereas 22 cities lie above the prescribed LPCD benchmark. The overall trend shows that there is sufficient availability of per capita water in most of the AMRUT Cities.

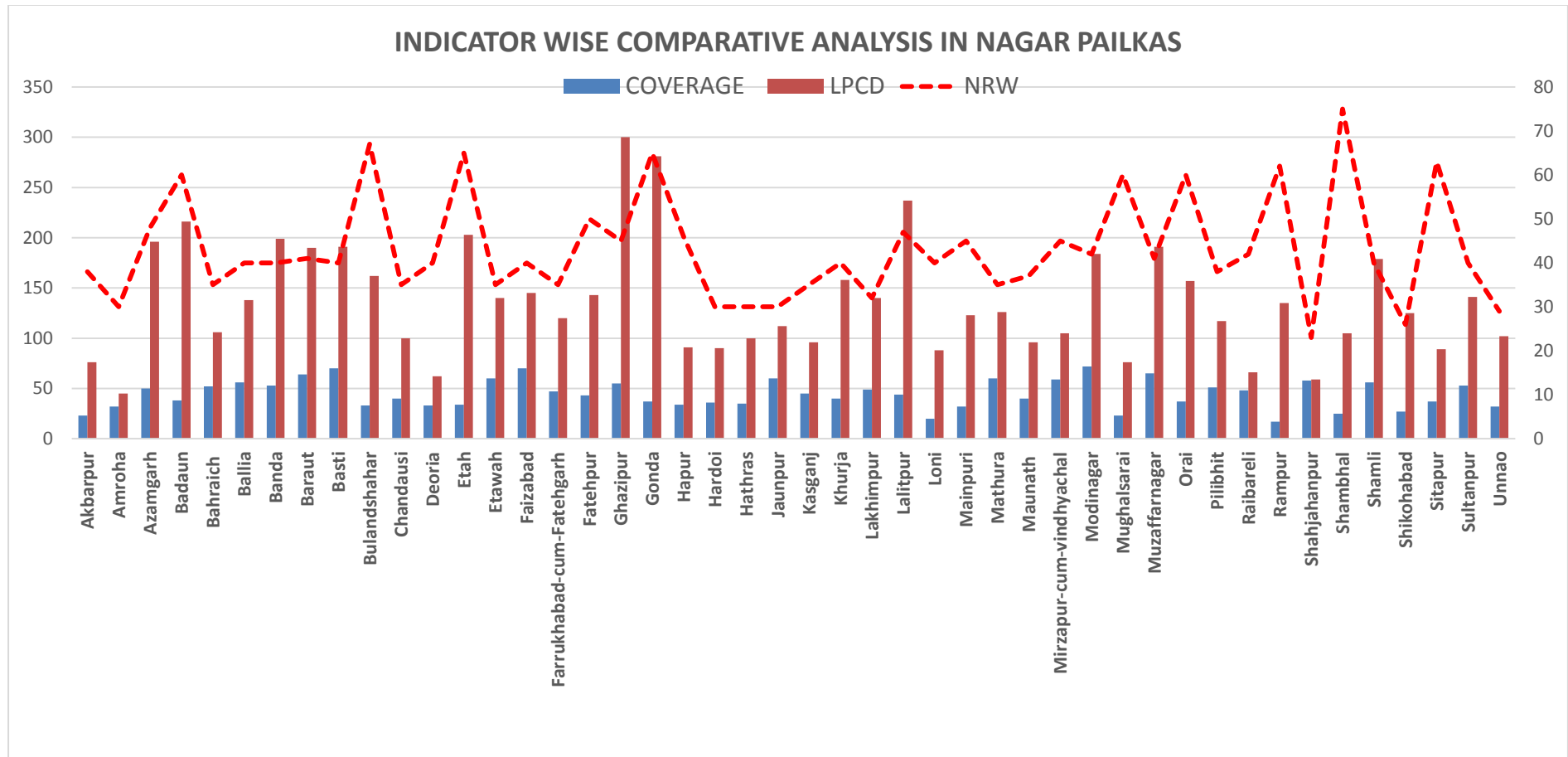
PER CAPITA AVAILABILITY OF WATER (LPCD) IN NAGAR PALIKA PARISHADS

■ LPCD - - - BENCHMARK



STATE ANNUAL ACTION PLAN (SAAP) UTTAR PRADESH

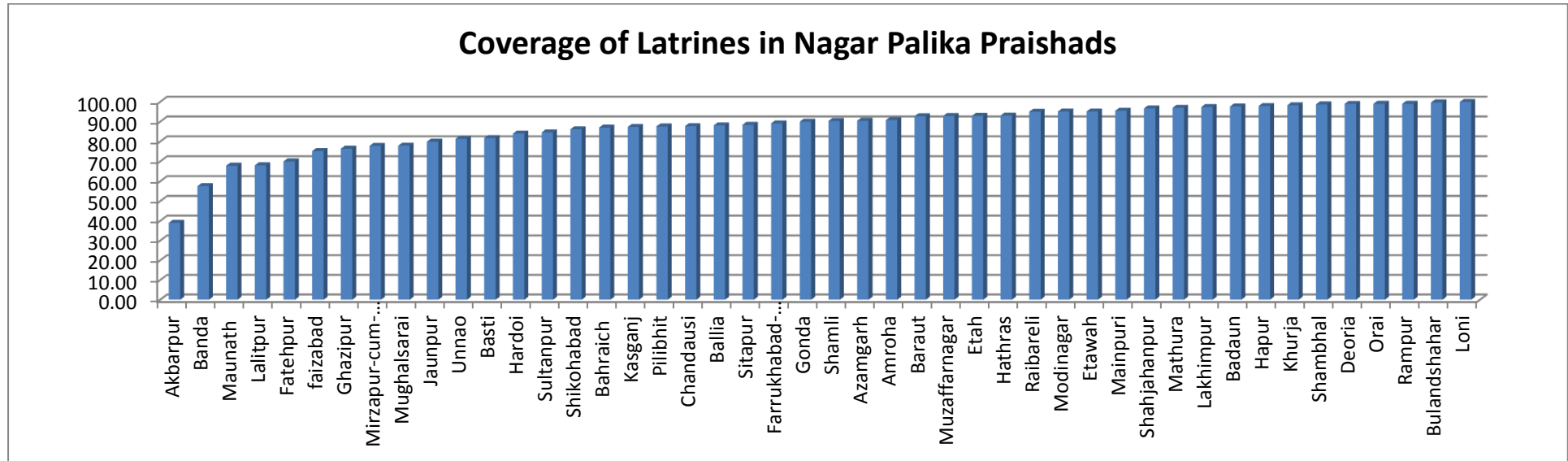
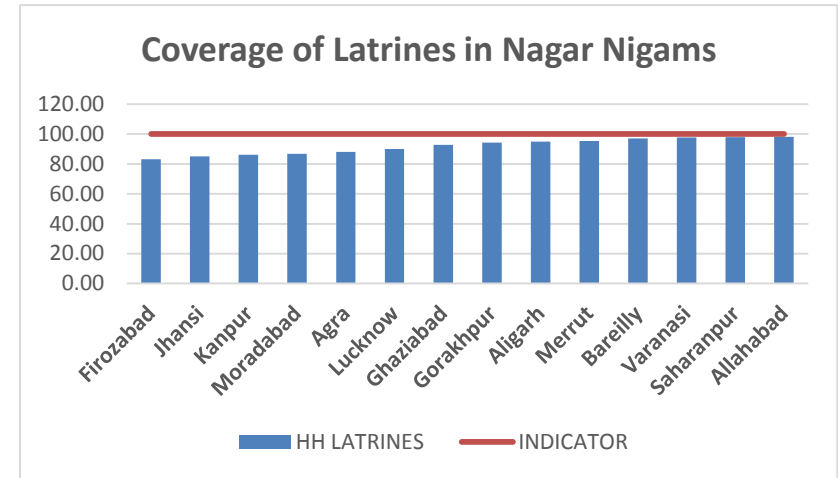
Comparative analysis of household level coverage of water supply connections, per capita availability of water and non revenue water shows that in cities of Rampur, Mugalsarai, Sambhal, Mainpuri, Etah, Hathras, Badaun, Chandausi, Mirzapur and Fetehpur NRW levels are more than the per capita availability and household level coverage of water connections.



EXISTING SERVICES LEVEL OF SEWERAGE & SEPTAGE IN AMRUT CITIES

Analysis of coverage of latrines in Municipal Corporations shows that most of the municipal corporations have fair coverage of latrines ranging from 83% to 98%.

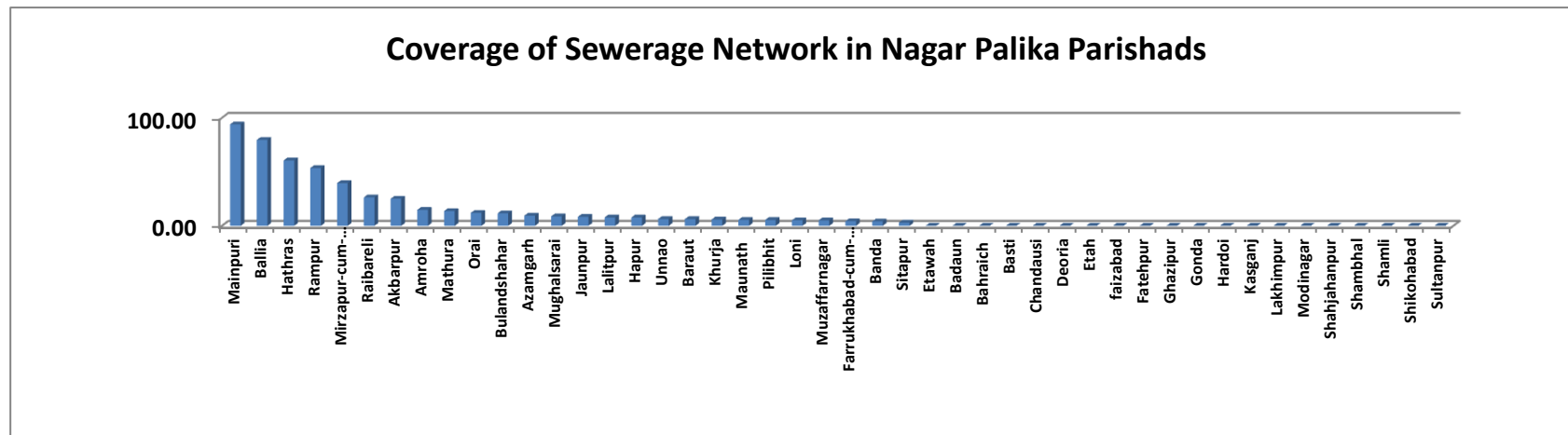
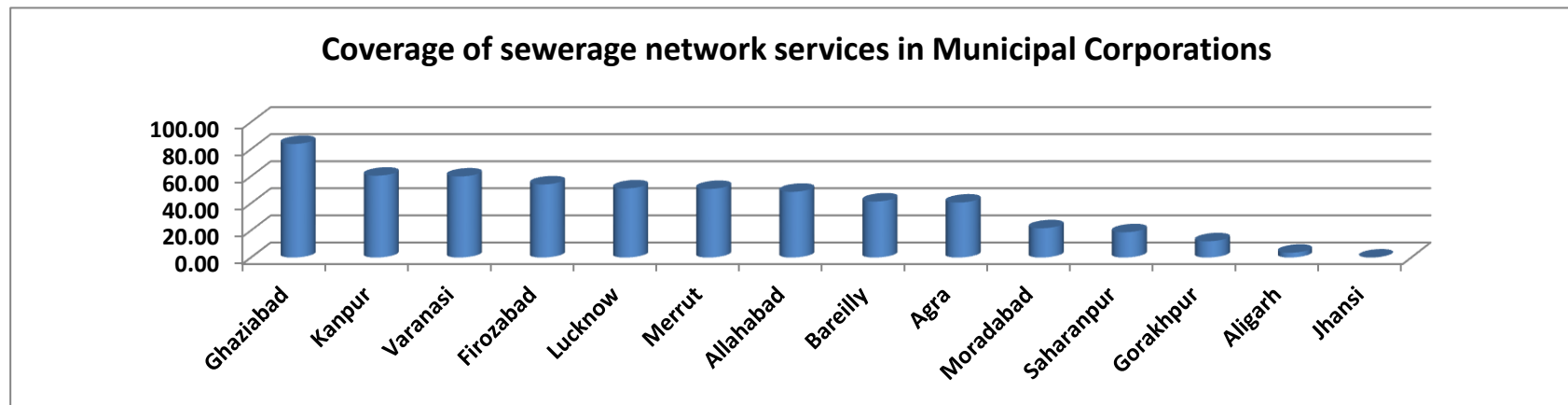
In Nagar Palika Parishads the availability is latrines ranges from 39% in Akabarpur to 99% in Nagar Palika Parishad Loni. In most cities the coverage of latrines ranges between 80% to 90%



Sewerage Network:

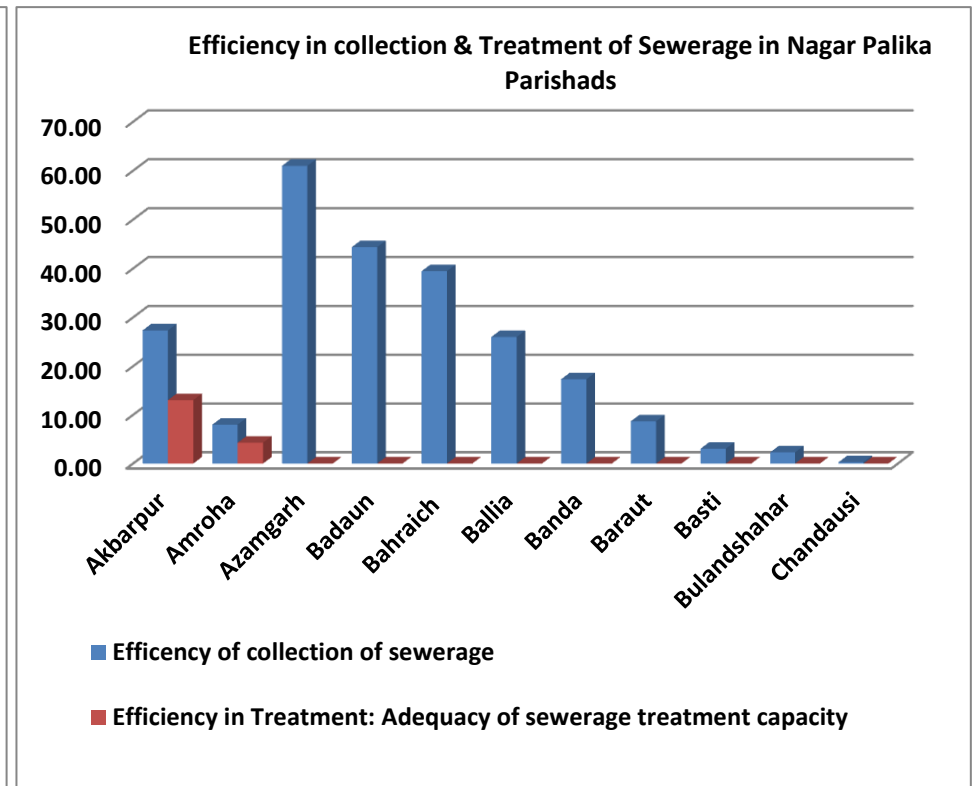
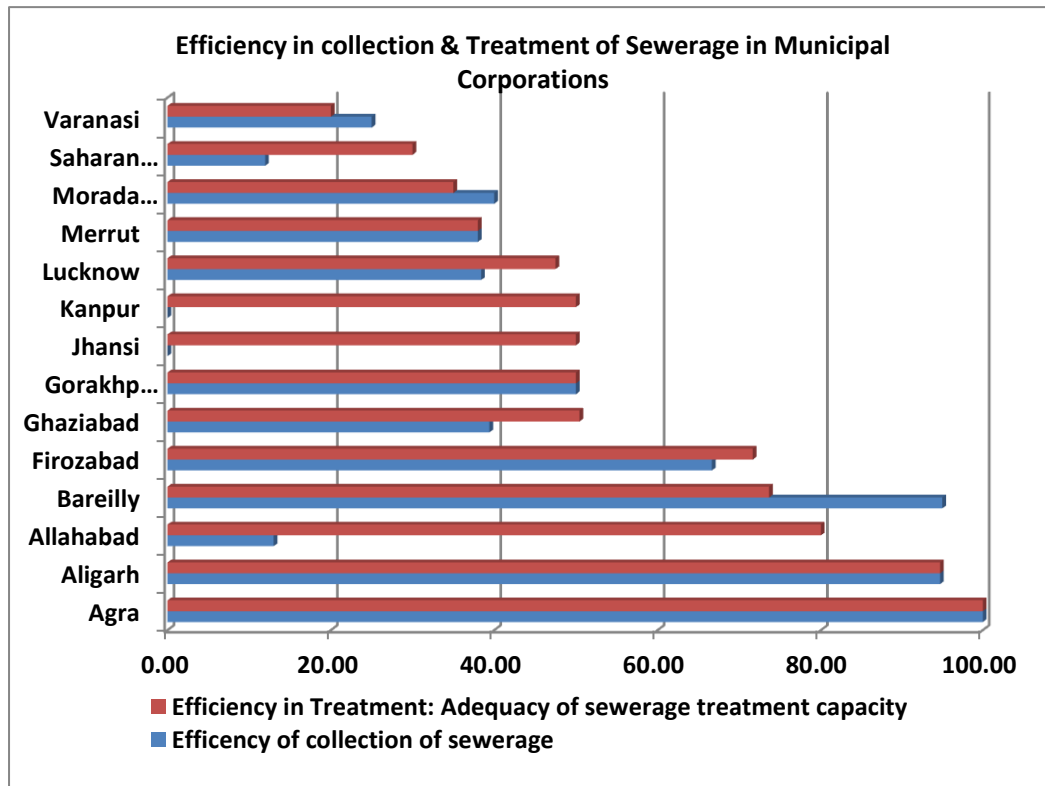
With regard to coverage of sewerage network in Municipal Corporation highest coverage of sewerage is in Ghaziabad with 83.82% and lowest is in Aligarh with 3.54% sewerage coverage. Nagar Nigam Jhansi has no sewerage network.

Among Nagar Palika Parishads the sewerage network ranges from 93.81% to 0.05%. In more than 20 AMRUT cities there is no sewerage network. These cities have only Septage



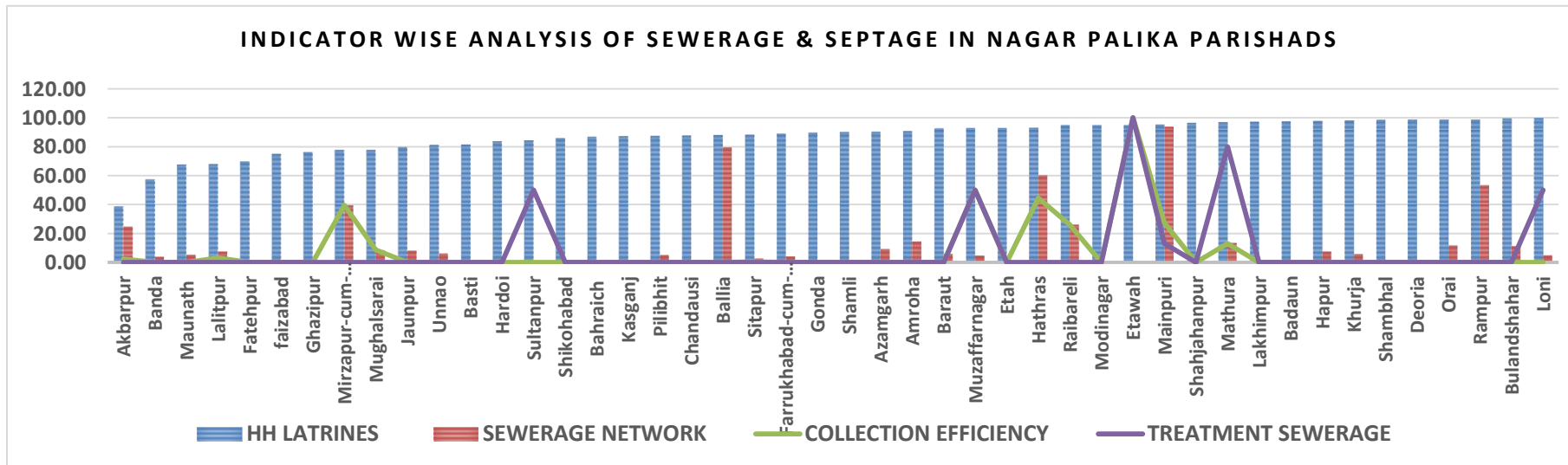
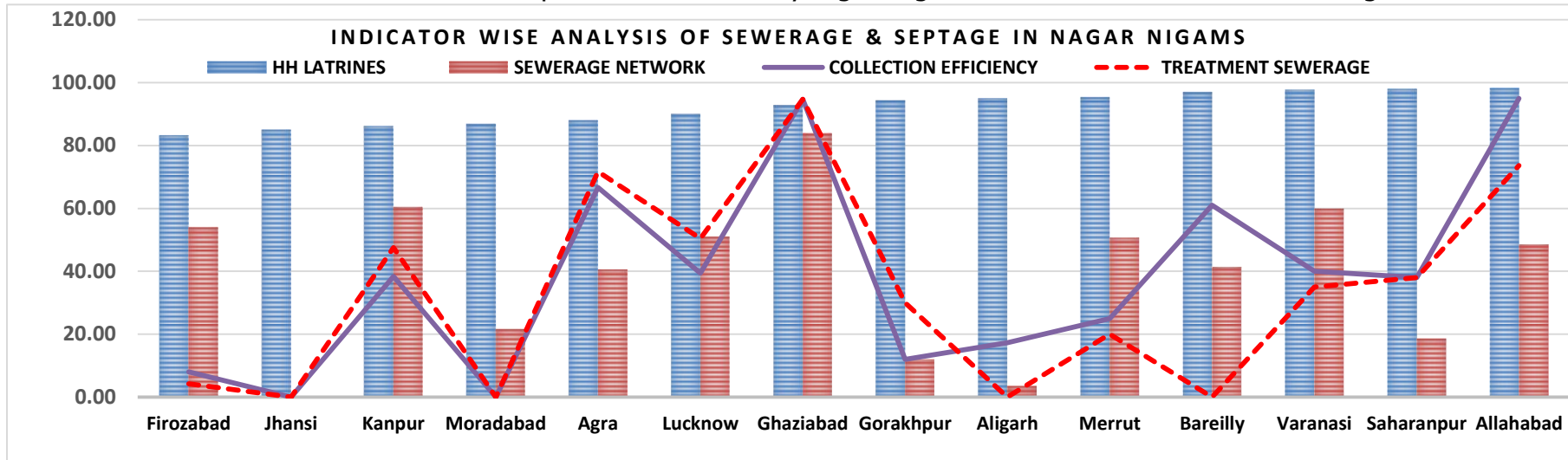
Efficiency in Collection and Treatment Of Sewerage:

Efficiency in collection and treatment of sewerage has been reported less than 60% in most of the Corporation cities. Nagar Nigam Agra reported highest efficiency in collection and treatment of sewerage.



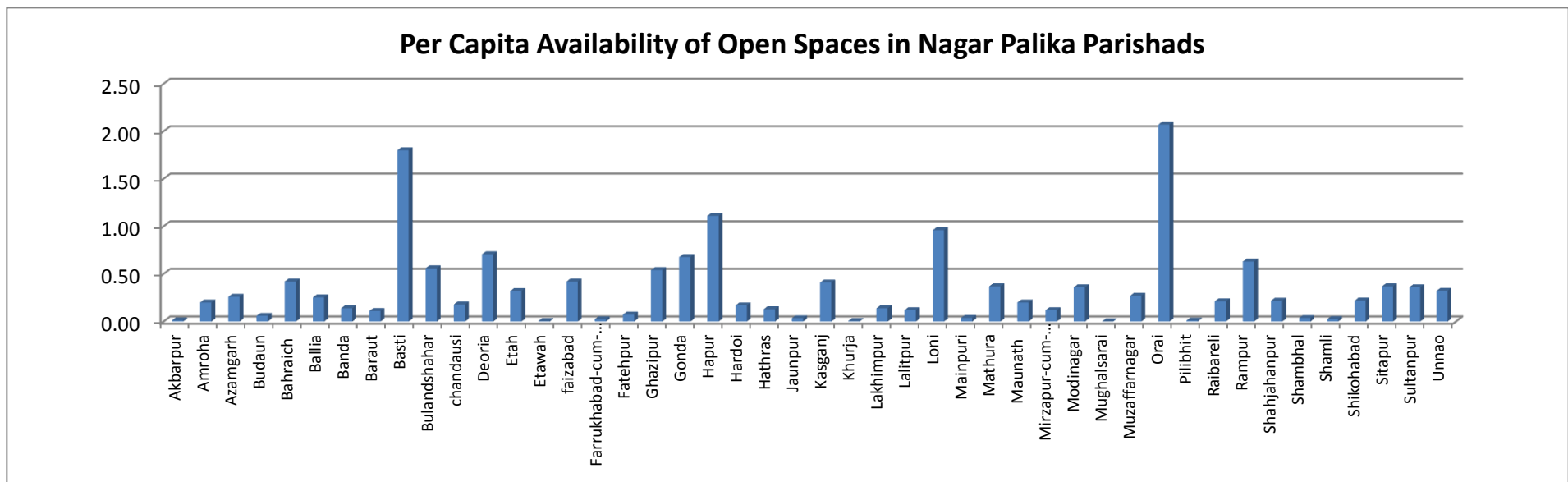
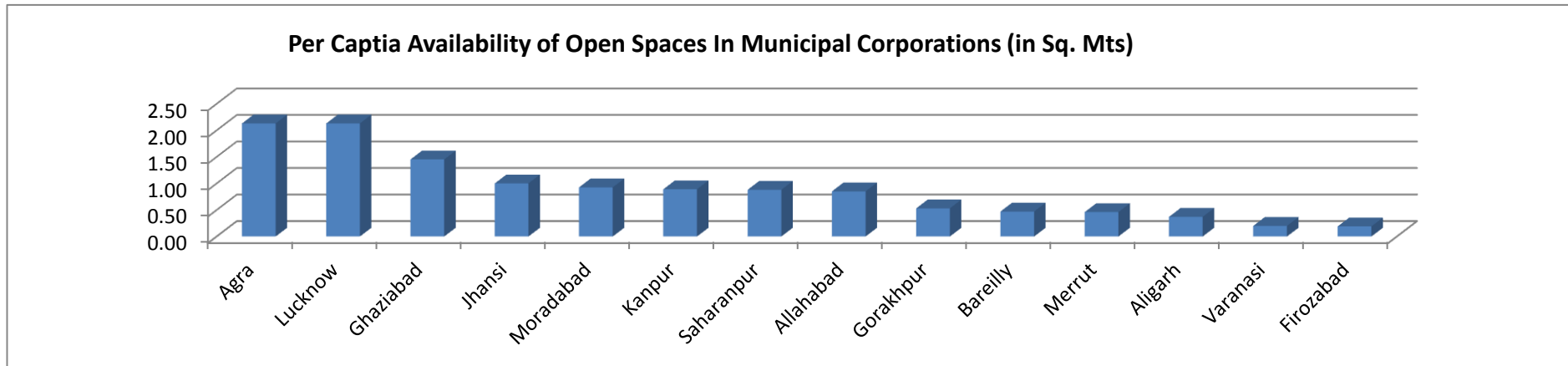
STATE ANNUAL ACTION PLAN (SAAP) UTTAR PRADESH

Among Nagar Palika Parishad the efficiency in collection and treatment of sewerage is report quite low except Azamgarh which reported 60%. Out of 60 AMRUT Cities 35 cities have reported zero efficiency regarding collection and treatment of sewerage.



Parks and Green Spaces:

Per capita availability of open space among AMRUT cities ranges from 2.13 Sq. Mts. to 0.01 Sq. Mts.



Chapter 3: STATE ANNUAL ACTION PLAN (SAAP)

The AMRUT will provide project funds to ULBs through the States on the basis of proposals submitted in State Annual Action Plan (SAAP). SAAP is basically a State level service improvement plan indicating the year-wise improvements in water-supply and sewerage connections to households. The basic building block for the SAAP will be the SLIPs prepared by the ULBs. At the State level, the SLIPs of all Mission cities will be aggregated into the SAAP. While preparing SAAP please provide information responding to the following questions, in words, not more than as indicated against each question:

- Has the State Government diagnosed service level gaps? (250 words)

Yes, State govt. has diagnosed service level gaps for the State as per the information provided by respective ULBs and parastatal agencies. The SLIPs submitted by the ULBs were prepared after due consultations with various stakeholders including public representatives. Service level gaps at City level has been diagnosed and shown in SLIP.

- Has the State planned for and financed capital expenditure? (350 words)

Yes. The State had planned for capital expenditure for water supply and sewerage. It has tried to dovetail the various funding sources and converge various schemes and sectors to achieve this objective, particularly for water supply and sanitation sectors. Apart from the Central Govt. share and State share, ULB share was also envisaged in those schemes.

Under AMRUT scheme, the State Govt. has decided to meet not less than 20% of the project cost, in addition to the Central share. The ULBs are expected to meet the remaining share from their own funds, 14th Finance Commission Grants and from other sources. The ULBs are trying to raise their own revenues through improving billing and collection systems and through public mobilization and awareness campaigns. The ULBs are also preparing themselves to mobilize finances through financial institutions by obtaining credit rating from accredited institutions. The O&M cost will be met from the ULB through user charges and other sources.

- Has the State moved towards achievement of universal coverage in water supply and sewerage/septage? (350 words)

Yes, State has assessed the gap in universal coverage of water supply from inputs submitted by respective ULBs in their SLIPs. The sewerage/septage Management has been selected in ULBs who have fulfilled the basic requirement of universal water coverage. Many schemes are under implementation/in pipeline/committed/approved either from State fund or from GoI). The funds available under ongoing/committed projects have been considered and gap is worked out after ensuring the project requirement by converging with other schemes.

- What is the expected level of the financial support from the Central Government and how well have State/ULB and other sources of finance been identified and accessed? (300 words)

As per the mission guidelines GOI shall provide 50% assistance of the project cost for the mission cities having population up to 10 lacs and 1/3rd assistance for mission cities having population above 10 lacs. State govt.

respective ULBs will contribute through their own resources (State Share/SFC/TFC grants etc.) or through financing from financial institutions.

- How fairly and equitably have the needs of the ULBs been given due consideration? (300 words)

The SLIPs submitted by the ULBs have been prepared after incorporating suggestions received from different stake holders. Since the focus is on universal coverage of water supply and sewerage, therefore priority is given to these two sectors. ULBs have been prioritized based essentially on the extent of gaps in service levels and financial strength of ULBs.

- Have adequate consultations with all stakeholders been done, including citizens, local MPs and other public representatives? (350 words)

Yes. Two rounds of extensive consultations with the Elected Representatives like Mayors and Chairpersons, Commissioners, Municipal Engineers, Public Health Engineers etc. have been done which have thrown up several issues into the forefront like coverage, source augmentation, equity, inclusion, affordability, technology options etc. making the entire exercise a highly consultative and fruitful one. The representatives of U.P. Jal Nigam have also contributed to the deliberations and enriched the quality of the SLIPs. The elected representatives have also raised very relevant issues like existing staff being overburdened due to additional responsibilities, lack of adequate staff, release of funds, permissions etc. and the State officials have clarified their issues and misgivings, duly offering options to raise their finances to meet their share of the AMRUT project cost.

Important steps to be followed for preparation of SAAP are mentioned below.

1. Principles of Prioritization

Under this section states will prioritize and recommend projects for selection under AMRUT (AMRUT Guidelines; para 7).

Under this section states will prioritize and recommend projects for selection under AMRUT (AMRUT Guidelines; para 7). During SLIP preparation, the ULBs have identified the projects based on service level gap analysis, and following consultative process prioritized those projects so as to achieve universal coverage of water supply connections followed by sewerage connections, this being the national priority. Followed by development of Green Space/ Parks in each AMRUT City. In the SAAP, the State has selected those ULBs with higher gaps in coverage of water supply, sewerage and development of Parks for funding in the first year. Potential smart cities have also been given the first priority in fund allocation to achieve convergence.

The States will identify project based on gap analysis and financial strength of ULBs and choose those ULBs in the first year that have higher gaps in provision of water supply and sewerage. While prioritizing projects, please provide information responding to the following questions, in words, not more than as indicated against each question:

- Has consultation with local MPs/ MLAs, Mayors and Commissioners of the concerned ULBs been carried out prior to allocation of funding? Please give details. (250 words)

Yes, Mayors, Chairmen, Municipal Commissioners, Executive Officers and Nodal Officers of the Parastatel agencies of the concerned ULBs were consulted prior to allocation of funds to different sectors. The allocation of funds

given in the SAAP is based on discussions held. Apart from discussions at State level with Mission Directorate, discussion was done with stakeholders in presence of MoUD representatives also on two occasions.

- Has financially weaker ULBs given priority for financing? If yes, how? (200 words)

Universal coverage of water supply is the only criteria for prioritization.

- Is the ULB with a high proportion of urban poor has received higher share? If yes, how? (250 words)

Prioritization has been done only on the basis of universal coverage of water supply.

- Has the potential Smart cities been given preference? Please give details.(150 words).

Yes, all Smart Cities of Uttar Pradesh are AMRUT Cities also and have been given preference.

- How many times projects are proposed in SAAP of the Central Assistance (CA) allocated to the State during 2015-16? (100 words)

As per the AMRUT guidelines, the State has proposed projects three (3) times the size of the Central Assistance allocated in the financial year 2015-16 in the SAAP.

- Has the allocation to different ULBs within State is consistent with the urban profile of the state? How? (250 words)

Yes. The State has made allocations to different ULBs within the State consistent with the urban profile of the State. Further, various financial options AMRUT, Smart Cities, SBM and external financial assistance are adopted to converge various schemes and financing options.

2. Importance of O&M

It has been observed that ULBs pay little attention to the operation and maintenance of infrastructure assets created after completion of projects. This tendency on the part of implementing agencies leads to shear loss off national assets. Please provide information, in words, not more than as indicated against each question regarding importance given to O&M;

- Has Projects being proposed in the SAAP includes O & M for at least five years? (100 words)

Yes, the projects proposed in SAAP under AMRUT includes O&M for 5 years. O&M shall be integral part of the original contract so that the agency/contractor who developed the assets shall be responsible for O&M of the same for 5 years period with good quality work. The O&M cost shall be borne by the ULB through user charges.

- How O&M expenditures are propose to be funded by ULBs/ parastatal? How? (250 words)

O&M expenditures of the assets created are proposed to be funded through recovery of user charges, reduction in losses and other modes i.e. PPP, RWAs etc. If there will be any gap, the same shall be borne by ULB through its own resources/state support.

- Is it by way of levy of user charges or other revenue streams? Please give details. (100 words)

Yes the focus of the state Govt. and ULB is to recover the O & M expenditure through user charges.

- Has O&M cost been excluded from project cost for the purpose of funding? (100 words)

Yes, O&M cost has been excluded from project cost for the purpose of funding and shall be borne by ULB through user charges. If there will be any gap in recovery of user charges, same shall be borne by ULB through its own resources.

- What kind of model been proposed by States/ULBs to fund the O&M? Please discuss. (250 words)

State of Uttar Pradesh has proposed to recover O & M by ULBs through imposing user charges. However user charges may not be sufficient to recover entire O & M cost, for which innovative proposals like energy saving projects, reuse of treated waste, reduction in NRW and other losses have been considered. The gap if still remains, shall be filled through ULBs fund/State support

- Is it through an appropriate cost recovery mechanism in order to make them self-reliant and cost-effective? How? (250 words)

State has proposed to recover O & M by ULBs through imposing user charges. However user charges may not be sufficient to recover entire O & M cost, for which innovative proposals like energy saving projects, reuse of treated waste, reduction in NRW and other losses have been considered. The gap if still remains, shall be filled through ULBs fund/State support.

3. Financing of Projects

Financing is an important element of the SAAP. Each state has been given the maximum share which will be given by the Central Government. (Para 5 of AMRUT Guidelines).The States/ULBs have to plan for the remaining resource generation at the time of preparation of the SAAP. The financial share of cities will vary across States. In some States, the ULBs may be in a position to contribute significantly to the project cost as compared to a ULB in another State. Please provide information responding to the following questions regarding financing of the projects proposed under AMRUT, in words, not more than as indicated against each question:

- How the residual financing (over and above Central Government share) is shared between the States, ULBs? (200 words)
- **As per the mission guidelines GoI shall provide 50% assistance of the project cost for the mission cities having population up to 10 lacs and 1/3rd assistance for mission cities having population above 10 lacs. The State Govt. has decided to meet not less than 20% of the project cost, in addition to the Central share. The ULBs are expected to meet the remaining share from their own funds, 14th Finance Commission Grants and from other sources. The ULBs are trying to raise their own revenues through improving billing and collection systems and through public mobilization and awareness campaigns. The ULBs are also preparing themselves to mobilize finances through financial institutions by obtaining credit rating from accredited institutions. The O&M cost will be met from the ULB through user charges and other sources**
- Has any other sources identified by the State/ULB (e.g. PPP, market borrowing)? Please discuss. (250 words)

Yes. Alternate sources shall definitely be identified. At this stage exact details have not been worked out but looking to poor financial position of ULBs and lack of internal resources , it is imperative that ULBs will arrange finances through options like PPP.

- What is the State contribution to the SAAP? (it should not be less than 20 percent of the total project cost, Para 7.4 of AMRUT Guidelines) (150 words)

State has agreed to provide not less than 20% matching share for cities.

- Whether complete project cost is linked with revenue sources in SAAP? How? (250 words).

It has been attempted but if there will be VGF, the same shall be arranged by the ULBs through their own resources or funding/loan through financial institutions.

- Has projects been dovetailed with other sectoral and financial programme of the Centre and State Governments? (250 words)

Yes, all possible dovetailing/convergence of ongoing/sanctioned projects under JnNURM, UIDSSMT, Smart City, SBM have been given due consideration during preparation of the SLIPs of the ULBs.

- Is state planning to create a Financial Intermediary, in order to pool funds from all sources and release funds to ULBs in time? Please provide details. (100 words)

Interest free loan to ULBs is given by the State Government

- Has States/UTs explored the possibility of using Public Private Partnerships (PPP), as an preferred execution model? Please discuss. (300 words)

Yes. The State has already explored the possibility of using PPP mode of execution model for park development, providing parking facilities, bridges etc. with a mix of success and failure. PPP option is contemplated in a big way in Solid Waste Management sector also.

- Are PPP options included appropriate Service Level Agreements (SLAs) which may lead to the People Public Private Partnership (PPPP) model? How? (300 words)

PPP is seriously under consideration and shall be detailed out during DPR preparation. While preparing DPR focus will not be only asset creation but on actual service delivery. Performance based output and payment shall be attempted with the objective of achieving desired service levels.

Chapter 4: PRINCIPLE OF PRIORTIZATION

Water Supply:

All water supply projects related to the coverage are taken up and priority has been given to those towns which have lesser coverage, five ULB projects namely: Agra, Varanasi, Lucknow, Ghaziabad and Allahabad are being considered in phases.

Sewerage & Septage:

- Quick win projects having adequate infrastructure in terms coverage but lack in coverage of sewerage in this category first priority has been given to cities falling under Smart Cities Mission followed by rest of the towns.
- Ganga Towns having convergence with Namami Gange and where DPRs is also readily available and network part is also included in phases.
- Project in phasing is being considered where DPR and land is available and preference is given to ULBs having more numbers of poor household.
- For the rest of ULBs preparation of DPR work and land procurement is being initiated for consideration in following years.

STATE ANNUAL ACTION PLAN (SAAP) UTTAR PRADESH

WATER SUPPLY

NAME OF THE STATE: UTTAR PRADESH

Name of the City	Household level Coverage of Water Supply Connection in %	Per Capita Quantum of Water Supplied in LPCD	Project Cost Demanded by the Cities under AMRUT for Project Period	Project Cost Demanded by the Cities under AMRUT FY 2015-16	Priority No of the Projects
Agra	48	176	743	13.63	WS 1
Aligarh	37	90	656	4.41	WS 1
Allahabad	70	226	684	56.00	WS 1
Bareilly	47	126	41.51	16.88	WS 1
Firozabad	40	214	2.60	0.60	WS 1
Ghaziabad	69	119.5	932.4	45.39	WS 1
Gorakhpur	60	135	296.86	38.00	WS 1
Jhansi	35	126	812.16	224.50	WS 1
Kanpur	68	210	1028.25	135.00	WS 1
Lucknow	63	189	2224.00	140.00	WS 1
Merrut	51	175	127.75	74.61	WS 1
Moradabad	54	186	48.75	28.75	WS 1
Saharanpur	32	134	74.00	26.86	WS 1
Varanasi	67	206	469.7	75.00	WS 1
Akbarpur	23	76	23.96	9.63	WS 1
Amroha	32	45	8.81	0.12	WS 1
Azamgarh	50	196	21.52	4.37	WS 1
Budaun	38	216	19.69	3.80	WS 1
Bahraich	52	106	59.17	42.35	WS 1

STATE ANNUAL ACTION PLAN (SAAP) UTTAR PRADESH

Name of the City	Household level Coverage of Water Supply Connection in %	Per Capita Quantum of Water Supplied in LPCD	Project Cost Demanded by the Cities under AMRUT for Project Period	Project Cost Demanded by the Cities under AMRUT FY 2015-16	Priority No of the Projects
Ballia	56	138	6.475	4.52	WS 1
Banda	53	199	20.92	16.92	WS 1
Baraut	64	190	16.634	1.52	WS 1
Basti	70	191	16.43	8.43	WS 1
Bulandshahar	33	162	8.40	5.56	WS 1
Chandausi	40	100	14.60	4.50	WS 1
Deoria	33	62	11.875	4.72	WS 1
Etah	34	203	11.855	2.78	WS 1
Etawah	60	140	12.50	0.00	WS 1
faizabad	70	145	26.22	4.68	WS 1
Farrukhabad-cum-Fatehgarh	47	120	14.97	1.80	WS 1
Fatehpur	43	143	5.00	1.00	WS 1
Ghazipur	55	300	12.85	4.97	WS 1
Gonda	37	281	10.42	3.62	WS 1
Hapur	34	91	33.25	20.50	WS 1
Hardoi	36	90	20.76	7.56	WS 1
Hathras	35	100	42.00	16.01	WS 1
Jaunpur	60	112	21.00	12.00	WS 1
Kasganj	45	96	15.24	9.06	WS 1
Khurja	40	158	10.99	4.39	WS 1
Lakhimpur	49	140	51.13	27.60	WS 1

STATE ANNUAL ACTION PLAN (SAAP) UTTAR PRADESH

Name of the City	Household level Coverage of Water Supply Connection in %	Per Capita Quantum of Water Supplied in LPCD	Project Cost Demanded by the Cities under AMRUT for Project Period	Project Cost Demanded by the Cities under AMRUT FY 2015-16	Priority No of the Projects
Lalitpur	44	237	26.189	15.99	WS 1
Loni	20	88	26.80	14.20	WS 1
Mainpuri	32	123	32.68	18.98	WS 1
Mathura	60	126	144.29	94.67	WS 1
MaunathBhanjan	40	96	22.58	6.12	WS 1
Mirzapur-cum-vindhyachal	59	105	139.18	90.89	WS 1
Modinagar	72	184	24.40	0.03	WS 1
Mughalsarai	23	76	17.22	2.56	WS 1
Muzaffarnagar	65	191	24.28	3.05	WS 1
Orai	37	157	7.65	4.43	WS 1
Pilibhit	51	117	26.99	16.40	WS 1
Raibareli	48	66	53.0923	27.00	WS 1
Rampur	17	135	14.5	1.72	WS 1
Shahjahanpur	58	59	34.89	17.89	WS 1
Shambhal	25	105	12.27	0.13	WS 1
Shamli	56	179	17.45	2.55	WS 1
Shikohabad	27	125	4.39	0.04	WS 1
Sitapur	37	89	73.866	25.07	WS 1
Sultanpur	53	141	34.585	27.40	WS 1
Unnao	32	102	193.00	48.00	WS 1
Total for Mission Period (FY 2015- 19)					
Total for Current Year (FY 2015 - 16)			9587.9513	1519.14	

Sewerage and Septage Management (FY-2015-16)

Name of the State: UTTAR PRADESH

Sl. No.	Name of the City	Per Capita Quantum of Water Supplied	Coverage of Latrines	Coverage of Sewer Network (%)	Total Project Cost Demanded For Sewerage System Under AMRUT for Project Period	Total Project Cost Demanded For only Septage Management Under AMRUT for Project Period	Project Cost Demanded by the Cities under AMRUT FY 2015-16	Priority of the Project	Remarks
1	Agra	176	88.00	40.58	1440.12	0	42.00	1	Household Connections given priority
2	Aligarh	90	95.00	3.54	776.99	49.52	0.00	1	No DPR Available
3	Allahabad	226	98.21	48.53	538.65	0	133.75	1	Namami gangai, connection, sewer
4	Bareilly	126	97.00	41.40	384.5	0	0.00	1	No DPR Available
5	Firozabad	214	83.24	54.00	385.69	0	0.00	1	STP under Construction
6	Ghaziabad	119.5	92.82	83.82	684.02	0	307.03	1	Priority to HH Connections & Project in phasing, land is available

STATE ANNUAL ACTION PLAN (SAAP) UTTAR PRADESH

Sl. No.	Name of the City	Per Capita Quantum of Water Supplied	Coverage of Latrines	Coverage of Sewer Network (%)	Total Project Cost Demanded For Sewerage System Under AMRUT for Project Period	Total Project Cost Demanded For only Septage Management Under AMRUT for Project Period	Project Cost Demanded by the Cities under AMRUT FY 2015-16	Priority of the Project	Remarks
7	Gorakhpur	135	94.40	11.96	1338	0	60.00	1	Project in Phasing & DPR & Land is available
8	Jhansi	126	85.00	0.00	1787.87	0	0.00	1	Feasibility of laying sewer is yet to be studied
9	Kanpur	210	86.13	60.45	2565.00	0	65.00	1	For HH Coverage
10	Lucknow	189	90.00	51.00	5950.00	0	165.00	1	For HH Coverage & rest in phasing
11	Merrut	175	30.00	50.63	3036.41	0	50.00	1	For HH Coverage
12	Moradabad	186	86.88	21.60	854.31	0	80.00	1	HH level coverage & rest to be taken up under NGRBA
13	Saharanpur	134	98.00	18.65	412.22	2.88	53.00	1	Project in phasing, DPR is available
14	Varanasi	206	97.68	59.85	1101.07	0	105.00	1	Project in Phasing & DPR & Land is available

STATE ANNUAL ACTION PLAN (SAAP) UTTAR PRADESH

Sl. No.	Name of the City	Per Capita Quantum of Water Supplied	Coverage of Latrines	Coverage of Sewer Network (%)	Total Project Cost Demanded For Sewerage System Under AMRUT for Project Period	Total Project Cost Demanded For only Septage Management Under AMRUT for Project Period	Project Cost Demanded by the Cities under AMRUT FY 2015-16	Priority of the Project	Remarks
15	Akbarpur	76	39.00	25.00	43.53	0	0.00	1	Land & DPR not available
16	Amroha	45	90.80	14.76	181.54	22.58	0.00	1	Land & DPR not available
17	Azamgarh	196	90.45	9.37	40.81	10.87	40.81	1	Project in Phasing & DPR & Land is available
18	Badaun	216	97.64	0.00	109.5	18.06	0.00	1	Land & DPR not available
19	Bahraich	106	87.00	0.00	264.5	18.44	0.00	1	Land & DPR not available
20	Ballia	138	88.14	79.47	31.87	0	14.87	1	Project in Phasing, land is available
21	Banda	199	57.55	4.00	309.09	13.49	13.49	1	Project in Phasing, land & DPR is available
22	Baraut	190	92.74	6.20	158.00	10.46	0.00	1	Land & DPR not available
23	Basti	191	81.72	0.00	169.55	14.3	0.00	1	Land & DPR not available

STATE ANNUAL ACTION PLAN (SAAP) UTTAR PRADESH

Sl. No.	Name of the City	Per Capita Quantum of Water Supplied	Coverage of Latrines	Coverage of Sewer Network (%age)	Total Project Cost Demanded For Sewerage System Under AMRUT for Project Period	Total Project Cost Demanded For only Septage Management Under AMRUT for Project Period	Project Cost Demanded by the Cities under AMRUT FY 2015-16	Priority of the Project	Remarks
24	Bulandshahar	162	99.69	11.57	423.58	29.65	101.08	1	Project in Phasing & DPR & Land is available
25	chandausi	100	87.77	0.00	0	7	0.00	1	Land & DPR not available
26	Deoria	62	98.98	0.00	100.92	14.2	0.00	1	Land & DPR not available
27	Etah	203	92.90	0.00	260.93	0	0.00	1	Land & DPR not available
28	Etawah	140	95.12	0.05	62.72	17.56	0.00	1	Land & DPR not available
29	Faizabad	145	75.21	0.00	240	0	0.00	1	Land & DPR not available
30	Farrukhabad-cum-Fatehgarh	120	89.14	4.21	168.3	31.41	0.00	1	Land not available
31	Fatehpur	143	70.00	0.00	186.26	15.69	0.00	1	Land & DPR not available
32	Ghazipur	300	76.40	0.00	154.76	12.98	70.00	1	Phasing & Convergence with Namami Gange, DPR is also available

STATE ANNUAL ACTION PLAN (SAAP) UTTAR PRADESH

Sl. No.	Name of the City	Per Capita Quantum of Water Supplied	Coverage of Latrines	Coverage of Sewer Network (%)	Total Project Cost Demanded For Sewerage System Under AMRUT for Project Period	Total Project Cost Demanded For only Septage Management Under AMRUT for Project Period	Project Cost Demanded by the Cities under AMRUT FY 2015-16	Priority of the Project	Remarks
33	Gonda	281	90.00	0.00	170.64	11.81	0.00	1	Land & DPR not available
34	Hapur	91	97.89	7.70	453.76	0	0.00	1	Land & DPR not available
35	Hardoi	90	84.00	0.00	123.35	15.01	0.00	1	Land & DPR not available
36	Hathras	100.00	93.08	60.45	94.40	14.17	0.00	1	Land & DPR not available
37	Jaunpur	112	79.93	8.33	395	22.01	0.00	1	Land & DPR not available
38	Kasganj	96	87.32	0.00	91.24	11.91	0.00	1	Land & DPR not available
39	Khurja	158	98.25	5.86	136.55	9.6	0.00	1	Land & DPR not available
40	Lakhimpur	140	97.38	0.00	525	0	0.00	1	Land & DPR not available
41	Lalitpur	237	68.03	7.73	101.28	18.66	0.00	1	Land & DPR not available
42	Loni	88	99.94	5.10	154.75	51.2	13.25	1	For HH Coverage
43	Mainpuri	123	95.48	93.81	32.34	0	21.00	1	For HH Coverage

STATE ANNUAL ACTION PLAN (SAAP) UTTAR PRADESH

Sl. No.	Name of the City	Per Capita Quantum of Water Supplied	Coverage of Latrines	Coverage of Sewer Network (%)	Total Project Cost Demanded For Sewerage System Under AMRUT for Project Period	Total Project Cost Demanded For only Septage Management Under AMRUT for Project Period	Project Cost Demanded by the Cities under AMRUT FY 2015-16	Priority of the Project	Remarks
44	Mathura	126	97.00	13.64	843.74	0	42.00	1	For HH Coverage & rest in phasing
45	MaunathBhanjan	96	67.85	5.50	96.95	27.03	0.00	1	Land & DPR not available
46	Mirzapur-cum-vindhyachal	105	77.81	39.46	214.76	0	50.00	1	Project in phasing, DPR is available, Covergence with Namami Gange
47	Modinagar	184	95.09	0.00	553.44	0	159.00	1	Project in Phasing, DPR & Land is available
48	Mughalsarai	76	77.92	8.69	39.91	0	18.80	1	STP taken up under Namami Gange
49	Muzaffarnagar	191	92.88	5.00	372.87	22	8.02	1	For HH level coverage
50	Orai	157	99.00	12.00	83.26	20.65	0.00	1	Land not available
51	Pilibhit	117	87.60	5.39	142	15	0.00	1	Land not available
52	Raibareli	66	95.00	26.30	433.63	0	38.00	1	Project in Phasing, DPR & Land is available

STATE ANNUAL ACTION PLAN (SAAP) UTTAR PRADESH

Sl. No.	Name of the City	Per Capita Quantum of Water Supplied	Coverage of Latrines	Coverage of Sewer Network (%)	Total Project Cost Demanded For Sewerage System Under AMRUT for Project Period	Total Project Cost Demanded For only Septage Management Under AMRUT for Project Period	Project Cost Demanded by the Cities under AMRUT FY 2015-16	Priority of the Project	Remarks
53	Rampur	135	99.00	53.46	328.8	0	25.00	1	For HH Coverage & Project in Phasing
54	Shahjahanpur	59	96.69	0.00	156.9	36.39	0.00	1	Land not available
55	Shambhal	105	98.70	0.00	0	16	0.00	1	Land & DPR not available
56	Shamli	179	90.35	0.00	191.45	16.39	0.00	1	Land & DPR not available
57	Shikohabad	125	86.16	0.00	393.29	0	0.00	1	Land & DPR not available
58	Sitapur	89	88.37	2.94	196.85	15.95	0.00	1	Land & DPR not available
59	Sultanpur	141	84.60	0.00	161.24	17.59	0.00	1	Land & DPR not available
60	Unnao	102	81.36	6.28	133.5	16.02	22.59	1	DRP available, Convergence with Namami Gange & NGRB
Total for Mission Period (FY 2015- 19)					30781.610	646.48	1697.61		
Total for Current Year (FY 2015 - 16)									
Note - Basis of Prioritization									

Chapter 5: SAAP TABLES

Table 1.1: Breakup of Total MoUD Allocation in AMRUT

Name of State –UTTAR PRADESH

FY- 2015-16

(Amount in Crores)

Total Central funds allocated to State	Allocation of Central funds for A&OE (@ 8% of Total given in column 1)	Allocation of funds for AMRUT (Central share)	Multiply col. 3 by x3) for AMRUT on col. 4 (project proposal to be three- times the annual allocation - CA)	State/ULB share	Total AMRUT annual size (cols.2+4+5)
1	2	3	4	5	6
513.49	43.62	469.87	1409.6	1878.19	3331.41

Table 1.2.1: Abstract-Sector Wise Proposed Total Project Fund and Sharing Pattern

Name of State – Uttar Pradesh

FY- 2015-16
(Amount in Crores)

Sl. No.	Sector	No of Projects	Centre	State	ULB	Convergence	Others	Total Amount
1	Water Supply	60	669.66	849.53				1519.19
2	Sewerage & Septage Management	25	704.18	993.44				1697.62
3	Drainage	0	0	0				0
4	Urban Transport	0	0	0				0
5	Green Spaces and Parks*	86	35.23	35.23				70.455
	Grand Total	171	1409.07	1878.20				3287.27

* Mugalsarai does not have any land and existing park. In Hardoi ULB has not demanded any fund for parks.

Table 1.2.1: Abstract-Sector Wise Proposed Total Project Fund and Sharing Pattern

Name of State – Uttar Pradesh

FY- 2015-20

(Amount inCrores)

Sl. No.	Sector	Centre	State	ULB	Convergence	Others	Total Amount
1	Water Supply	3759.13	5828.83				9587.9513
2	Sewerage & Septage Management	13667.57	17760.52				31428.09
3	Drainage	0	0				0
4	Urban Transport	0	0				0
5	Green Spaces and Parks	63.74	63.736195				127.47239
	Grand Total	17490.43	23653.08				41143.51

Table 1.2.2: Abstract-Break-up of Total Fund Sharing Pattern

Name of State - Uttar Pradesh

FY- 2015-16
(Amount in Crores)

Sl. No.	Sector	Centre	State			ULBs			Convergence	Others	Total Amount Demanded Under AMRUT for Project Period
		Mission	14th FC	Others	Total	14th FC	Others	Total			
1	Water Supply	669.66	849.53	0	849.53	0	0	0	Nil		1519.190
2	Sewerage & Septage Management	704.18	993.44	0	993.44	0	0	0	Nil		1697.620
3	Drainage	0	0	0	0	0	0	0	Nil		
4	Urban Transport	0	0	0	0	0	0	0	Nil		
5	Others (Green Space & Parks)	35.225	35.225	0	35.225	0	0	0	Nil		70.45
	Grand Total								Nil		3287.260
										Total SAAP Size	3287.260

Table 3.1: SAAP –Master Plan of all projects to achieve universal coverage during the current Mission period based on Table 2.1 (FYs 2015-16 to 2019-20)

Name of State – Uttar Pradesh

(Amount in Crores)

Sl.No.	Name of ULB	Total number of projects to achieve universal coverage WATER SUPPLY	Estimated Cost UNIVERSAL COVERAGE WATER	Total number of projects to achieve universal coverage SEWER	Estimated Cost UNIVERSAL SEWERAGE	Estimated Cost UNIVERSAL SEPTAGE MANAGEMENT	Number of years to achieve universal coverage
						(₹ in Crores)	
1	2	3	4	5	6	7	8
1	Agra	4	161.84	3	1440.12	0	5
2	Aligarh	3	4.41	3	776.99	49.52	5
3	Allahabad	1	451	3	538.65	0	5
4	Bareilly	3	16.875	2	384.5	0	5
5	Firozabad	1	0.6	3	385.69	0	5
6	Ghaziabad	2	865.29	3	684.02	0	5
7	Gorakhpur	2	38	2	1338	0	5
8	Jhansi	1	224.5	3	1787.87	0	5
9	Kanpur	1	135	3	2565	0	5
10	Lucknow	3	445	0	5950	0	5

STATE ANNUAL ACTION PLAN (SAAP) UTTAR PRADESH

Sl.No.	Name of ULB	Total number of projects to achieve universal coverage WATER SUPPLY	Estimated Cost UNIVERSAL COVERAGE WATER	Total number of projects to achieve universal coverage SEWER	Estimated Cost UNIVERSAL SEWERAGE	Estimated Cost UNIVERSAL SEPTAGE MANAGEMENT	Number of years to achieve universal coverage
						(₹ in Crores)	
11	Merrut	2	74.61	0	3036.41	0	5
12	Moradabad	1	28.75	3	854.31	0	5
13	Saharanpur	2	26.86	3	412.22	2.88	5
14	Varanasi	2	146.47	2	1101.07	0	5
15	Akbarpur	3	9.63	3	43.53	0	5
16	Amroha	1	0.12	3	181.54	22.58	5
17	Azamgarh	1	4.37	3	40.81	10.87	5
18	Budaun	3	3.8	3	109.5	18.06	5
19	Bahraich	5	42.35	3	264.5	18.44	5
20	Ballia	2	4.52	2	31.87	0	5
21	Banda	2	16.92	3	309.09	13.49	5
22	Baraut	3	1.524	0	158	10.46	5
23	Basti	2	8.43	3	169.55	14.3	5
24	Bulandshahar	3	5.56	3	423.58	29.65	5
25	Chandausi	3	4.5	0	0	7	5
26	Deoria	3	4.715	3	100.92	14.2	5
27	Etah	3	2.775	3	260.93	0	5
28	Etawah	0	0	2	62.72	17.56	5
29	faizabad	1	4.68	2	240	0	5

STATE ANNUAL ACTION PLAN (SAAP) UTTAR PRADESH

Sl.No.	Name of ULB	Total number of projects to achieve universal coverage WATER SUPPLY	Estimated Cost UNIVERSAL COVERAGE WATER	Total number of projects to achieve universal coverage SEWER	Estimated Cost UNIVERSAL SEWERAGE	Estimated Cost UNIVERSAL SEPTAGE MANAGEMENT	Number of years to achieve universal coverage
						(₹ in Crores)	
30	Farrukhabad-cum-Fatehgarh	1	1.8	3	168.3	31.41	5
31	Fatehpur	2	1	3	186.26	15.69	5
32	Ghazipur	1	4.97	3	154.76	12.98	5
33	Gonda	3	3.62	3	170.64	11.81	5
34	Hapur	1	20.5	3	453.76	0	5
35	Hardoi	4	7.56	3	123.35	15.01	5
36	Hathras	2	16.01	3	94.4	14.17	5
37	Jaunpur	1	12	3	395	22.01	5
38	Kasganj	2	9.06	3	91.24	11.91	5
39	Khurja	2	4.39	3	136.55	9.6	5
40	Lakhimpur	1	27.60	0	525	0	5
41	Lalitpur	1	15.99	3	101.28	18.66	5
42	Loni	1	14.2	3	154.75	51.2	5
43	Mainpuri	3	18.98	2	32.34	0	5
44	Mathura	3	94.67	3	843.74	0	5
45	Maunath	3	6.115	3	96.95	27.03	5
46	Mirzapur-cum-vindhyachal	3	90.89	3	214.76	0	5

STATE ANNUAL ACTION PLAN (SAAP) UTTAR PRADESH

Sl.No.	Name of ULB	Total number of projects to achieve universal coverage WATER SUPPLY	Estimated Cost UNIVERSAL COVERAGE WATER	Total number of projects to achieve universal coverage SEWER	Estimated Cost UNIVERSAL SEWERAGE	Estimated Cost UNIVERSAL SEPTAGE MANAGEMENT	Number of years to achieve universal coverage
						(₹ in Crores)	
47	Modinagar	1	0.0332	3	553.44	0	5
48	Mughalsarai	1	2.56	3	39.91	0	5
49	Muzaffarnagar	1	3.05	3	372.87	22	5
50	Orai	3	4.43	3	83.26	20.65	5
51	Pilibhit	2	16.4	3	142	15	5
52	Raibareli	1	27	3	433.63	0	5
53	Rampur	2	1.72	3	328.8	0	5
54	Shahjahanpur	2	17.89	3	156.9	36.39	5
55	Shambhal	1	0.13	0	0	16	5
56	Shamli	3	2.55	3	191.45	16.39	5
57	Shikohabad	1	0.04	2	393.29	0	5
58	Sitapur	3	25.066	3	196.85	15.95	5
59	Sultanpur	4	27.395	3	161.24	17.59	5
60	Unnao	3	48	2	133.5	16.02	5
	Total	125	3258.7182	153	30781.61	646.48	

Table 3.2.: Sector Wise Breakup of Consolidated Investments for all ULBs in the State

Name of State –Uttar Pradesh

FY- 2015-20
(Amount in Crores)

Sr.No	Name of City	Water Supply	Sewerage & Septage Management	Drainage	Urban Transport	Green Spaces and Parks	TOTAL	Reforms and Incentives	Total Amount
		1	2	3	4	5	6	7	8
1	Agra	743.00	1440.12	0	0	3.11	2186.23	218.62	2404.85
2	Aligarh	656.00	826.51	0	0	1.34	1483.85	148.38	1632.23
3	Allahabad	684.00	538.65	0	0	4.36	1227.01	122.70	1349.71
4	Bareilly	41.51	384.50	0	0	3.90	429.91	42.99	472.90
5	Ghaziabad	932.4	684.02	0	0	4.03	1620.45	162.04	1782.49
6	Jhansi	812.16	1787.87	0	0	11.10	2611.13	261.11	2872.25
7	Kanpur	1028.25	2565.00	0	0	5.80	3599.05	359.90	3958.95
8	Lucknow	2224.00	5950.00	0	0	1.69	8175.69	817.57	8993.25

STATE ANNUAL ACTION PLAN (SAAP) UTTAR PRADESH

Sr.No	Name of City	Water Supply	Sewerage & Septage Management	Drainage	Urban Transport	Green Spaces and Parks	TOTAL	Reforms and Incentives	Total Amount
9	Moradabad	48.75	854.31	0	0	4.91	907.97	90.80	998.77
10	Saharanpur	74.00	415.10	0	0	1.05	490.15	49.01	539.16
11	Varanasi	469.7	1101.07	0	0	1.97	1572.74	157.27	1730.01
12	Rampur	14.50	328.80	0	0	1.71	345.01	34.50	379.51
13	Firozabad	2.60	385.69	0	0	1.03	389.32	38.93	428.25
14	Gorakhpur	296.86	1338.00	0	0	5.91	1640.77	164.08	1804.84
15	Merrut	127.75	3036.41	0	0	6.46	3170.62	317.06	3487.68
16	Akbarpur	23.96	43.53	0	0	0.65	68.14	6.81	74.95
17	Amroha	8.81	204.12	0	0	0.78	213.71	21.37	235.08
18	Azamgarh	21.52	51.68	0	0	3.58	76.78	7.68	84.46
19	Badaun	19.69	127.56	0	0	0.71	147.96	14.80	162.75
20	Bahraich	59.17	282.94	0	0	1.17	343.28	34.33	377.61

STATE ANNUAL ACTION PLAN (SAAP) UTTAR PRADESH

Sr.No	Name of City	Water Supply	Sewerage & Septage Management	Drainage	Urban Transport	Green Spaces and Parks	TOTAL	Reforms and Incentives	Total Amount
21	Ballia	6.475	31.87	0	0	1.52	39.86	3.99	43.85
22	Banda	20.92	322.58	0	0	1.21	344.71	34.47	379.18
23	Baraut	16.634	168.46	0	0	0.95	186.04	18.60	204.65
24	Basti	16.43	183.85	0	0	1.43	201.71	20.17	221.88
25	Bulandshahar	8.40	453.23	0	0	0.45	462.08	46.21	508.29
26	chandausi	14.6	7.00	0	0	1.27	22.87	2.29	25.16
27	Deoria	11.875	115.12	0	0	7.49	134.48	13.45	147.93
28	Etah	11.855	260.93	0	0	1.24	274.03	27.40	301.43
29	Etawah	12.5	80.28	0	0	2.21	94.99	9.50	104.49
30	faizabad	26.22	240.00	0	0	1.23	267.45	26.75	294.20
31	Farrukhabad-cum-Fatehgarh	14.97	199.71	0	0	1.83	216.51	21.65	238.16

STATE ANNUAL ACTION PLAN (SAAP) UTTAR PRADESH

Sr.No	Name of City	Water Supply	Sewerage & Septage Management	Drainage	Urban Transport	Green Spaces and Parks	TOTAL	Reforms and Incentives	Total Amount
32	Fatehpur	5.00	201.95	0	0	1.73	208.68	20.87	229.55
33	Ghazipur	12.85	167.74	0	0	1.15	181.74	18.17	199.92
34	Gonda	10.42	182.45	0	0	0.88	193.75	19.37	213.12
35	Hapur	33.25	453.76	0	0	2.18	489.19	48.92	538.11
36	Hardoi	20.76	138.36	0	0	0.00	159.12	15.91	175.03
37	Hathras	42.00	108.57	0	0	3.02	153.59	15.36	168.94
38	Jaunpur	21.00	417.01	0	0	0.56	438.57	43.86	482.42
39	Kasganj	15.24	103.15	0	0	1.25	119.64	11.96	131.60
40	Khurja	10.99	146.15	0	0	0.20	157.34	15.73	173.07
41	Lakhimpur	51.13	525.00	0	0	1.68	577.81	57.78	635.59
42	Lalitpur	26.189	119.94	0	0	2.72	148.85	14.89	163.74
43	Loni	26.8	205.95	0	0	1.46	234.21	23.42	257.63

STATE ANNUAL ACTION PLAN (SAAP) UTTAR PRADESH

Sr.No	Name of City	Water Supply	Sewerage & Septage Management	Drainage	Urban Transport	Green Spaces and Parks	TOTAL	Reforms and Incentives	Total Amount
44	Mainpuri	32.68	32.34	0	0	2.23	67.25	6.72	73.97
45	Mathura	144.29	843.74	0	0	2.47	990.50	99.05	1089.55
46	Maunath	22.58	123.98	0	0	1.63	148.19	14.82	163.01
47	Mirzapur-cum-vindhyachal	139.18	214.76	0	0	0.39	354.33	35.43	389.76
48	Modinagar	24.4	553.44	0	0	1.12	578.96	57.90	636.85
49	Mughalsarai	17.22	39.91	0	0	0.00	57.13	5.71	62.84
50	Muzaffarnagar	24.28	394.87	0	0	2.25	421.40	42.14	463.54
51	Orai	7.65	103.91	0	0	0.85	112.41	11.24	123.65
52	Pilibhit	26.99	157.00	0	0	0.63	184.62	18.46	203.09
53	Raibareli	53.0923	433.63	0	0	1.19	487.92	48.79	536.71
54	Shahjahanpur	34.89	193.29	0	0	2.79	230.97	23.10	254.07

STATE ANNUAL ACTION PLAN (SAAP) UTTAR PRADESH

Sr.No	Name of City	Water Supply	Sewerage & Septage Management	Drainage	Urban Transport	Green Spaces and Parks	TOTAL	Reforms and Incentives	Total Amount
55	Shambhal	12.27	16.00	0	0	0.53	28.80	2.88	31.68
56	Shamli	17.45	207.84	0	0	0.06	225.35	22.53	247.88
57	Shikohabad	4.39	393.29	0	0	0.73	398.41	39.84	438.26
58	Sitapur	73.866	212.80	0	0	4.79	291.46	29.15	320.60
59	Sultanpur	34.585	178.83	0	0	1.27	214.69	21.47	236.15
60	Unnao	193.00	149.52	0	0	1.64	344.16	34.42	378.58
		9587.95	31428.09	0	0	127.47	41143.51	4114.35	45257.87
Total Project Investment									45257.87
A.&O.E									3620.63
Grand Total									48878.49

Table 3.3: SAAP-ULB Wise Source of Funds for All Sectors

Name of State – Uttar Pradesh

Current Mission Period- 2015-20

(Amount in Crores)

Name of the City	Centre	State			ULBs			Convergence	Others e.g.	Total
		14th FC	Others	Total	14th FC	Others	Total		Incentive	
1	2	3	4	5	6	7	8	9	10	11
Agra	728.74	-	1457.49	-	-	-			0	2186.23
Aligarh	741.92	-	741.92	-	-	-			0	1483.85
Allahabad	409.00	-	818.01	-	-	-			0	1227.01
Bareilly	214.96	-	214.96	-	-	-			0	429.91
Ghaziabad	540.15	-	1080.30	-	-	-			0	1620.45
Jhansi	1305.57	-	1305.57	-	-	-			0	2611.13
Kanpur	1199.68	-	2399.37	-	-	-			0	3599.05
Lucknow	2725.23	-	5450.46	-	-	-			0	8175.69
Moradabad	453.99	-	453.99	-	-	-			0	907.97
Saharanpur	245.07	-	245.07	-	-	-			0	490.15
Varanasi	524.25	-	1048.49	-	-	-			0	1572.74
Rampur	172.51	-	172.51	-	-	-			0	345.01
Firozabad	194.66	-	194.66	-	-	-			0	389.32
Gorakhpur	820.38	-	820.38	-	-	-			0	1640.77
Merrut	1585.31	-	1585.31	-	-	-			0	3170.62
Akbarpur	34.07	-	34.07	-	-	-			0	68.14

STATE ANNUAL ACTION PLAN (SAAP) UTTAR PRADESH

Name of the City	Centre	State			ULBs			Convergence	Others e.g.	Total
		14th FC	Others	Total	14th FC	Others	Total		Incentive	
Amroha	106.85	-	106.85	-	-	-		0	213.71	
Azamgarh	38.39	-	38.39	-	-	-		0	76.78	
Badaun	73.98	-	73.98	-	-	-		0	147.96	
Bahraich	171.64	-	171.64	-	-	-		0	343.28	
Ballia	19.93	-	19.93	-	-	-		0	39.86	
Banda	172.35	-	172.35	-	-	-		0	344.71	
Baraut	93.02	-	93.02	-	-	-		0	186.04	
Basti	100.85	-	100.85	-	-	-		0	201.71	
Bulandshahar	231.04	-	231.04	-	-	-		0	462.08	
chandausi	11.44	-	11.44	-	-	-		0	22.87	
Deoria	67.24	-	67.24	-	-	-		0	134.48	
Etah	137.01	-	137.01	-	-	-		0	274.03	
Etawah	47.50	-	47.50	-	-	-		0	94.99	
faizabad	133.73	-	133.73	-	-	-		0	267.45	
Farrukhabad-cum-Fatehgarh	108.26	-	108.26	-	-	-		0	216.51	
Fatehpur	104.34	-	104.34	-	-	-		0	208.68	
Ghazipur	90.87	-	90.87	-	-	-		0	181.74	
Gonda	96.87	-	96.87	-	-	-		0	193.75	
Hapur	244.60	-	244.60	-	-	-		0	489.19	
Hardoi	79.56	-	79.56	-	-	-		0	159.12	
Hathras	76.79	-	76.79	-	-	-		0	153.59	
Jaunpur	219.28	-	219.28	-	-	-		0	438.57	
Kasganj	59.82	-	59.82	-	-	-		0	119.64	

Table 3.5: SAAP-- State level Plan for Achieving Service Level Benchmarks

Name of State –UTTAR PRADESH

Current Mission Period- 2015-16

Proposed Priority Projects	Total Project Cost	Indicator	Baseline	Annual Targets based on Master Plan (Increment from the Baseline Value)					
				FY 2016		FY 2017	FY 2018	FY 2019	FY 2020
				H1	H2				
Water Supply									
WATER SUPPLY	9587.9513	Household level coverage of direct water supply connections	53.71%		2%	5%	5%	7%	
		Per capita quantum of water supplied	161 LPCD						
		Quality of water supplied	93%			2%	2%		
Sewerage and Septage Management									
		Coverage of latrines (individual or community)	90%		1%	3%	3%	3%	
		Coverage of sewerage network services	34%			2%	5%	5%	5%
		Efficiency of Collection of Sewerage	30%			2%	5%	5%	5%
		Efficiency in treatment	32%			2%	5%	5%	5%

STATE ANNUAL ACTION PLAN (SAAP) UTTAR PRADESH

Proposed Priority Projects	Total Project Cost	Indicator	Baseline	Annual Targets based on Master Plan (Increment from the Baseline Value)					
				FY 2016		FY 2017	FY 2018	FY 2019	FY 2020
				H1	H2				
Drainage									
		Coverage of storm water drainage network							
Urban Transport									
		Service coverage of urban transport in the city							
		Availability of urban transport per 1000 population							
Others									

Table 3.6: SAAP- State Level Plan of Action for Physical and Financial Progress**Name of State – UTTAR PRADESH****FY- 2015-16**

Name of the City	Performance Indicator	Baseline (%age) (as of date)	Mission target (%age)	For financial Year 2015-16			
				For Half Year 1		For Half Year 2	
				Physical Progress to be achieved	Funds to be Utilized	Physical Progress to be achieved (%age)	Funds to be Utilized
							(Rs in Crores)
Agra	HH COVERAGE	48	100%			50	5.00
Aligarh	HH COVERAGE	36	100%			40	4.41
Allahabad	HH COVERAGE	70	100%			80	25.00
Bareilly	HH COVERAGE	47	100%			50	10.00
Firozabad	HH COVERAGE	40	100%			45	0.60
Ghaziabad	HH COVERAGE	69	100%			72	25.00
Gorakhpur	HH COVERAGE	60	100%			65	10.00
Jhansi	HH COVERAGE	35	100%			48	50.00
Kanpur	HH COVERAGE	68	100%			70	50.00
Lucknow	HH COVERAGE	63	100%			67	50.00
Merrut	HH COVERAGE	51	100%			55	25.00
Moradabad	HH COVERAGE	54	100%			70	28.75
Saharanpur	HH COVERAGE	32	100%			50	10.00
Varanasi	HH COVERAGE	67	100%			71	30.00
Akbarpur	HH COVERAGE	23	100%			30	5.00
Amroha	HH COVERAGE	32	100%			50	0.12
Azamgarh	HH COVERAGE	50	100%			50	4.37
Budaun	HH COVERAGE	38	100%			40	3.80

STATE ANNUAL ACTION PLAN (SAAP) UTTAR PRADESH

Name of the City	Performance Indicator	Baseline (%age) (as of date)	Mission target (%age)	For financial Year 2015-16			
				For Half Year 1		For Half Year 2	
				Physical Progress to be achieved	Funds to be Utilized	Physical Progress to be achieved (%age)	Funds to be Utilized
							(Rs in Crores)
Bahraich	HH COVERAGE	52	100%			60	20.00
Ballia	HH COVERAGE	25	100%			40	4.52
Banda	HH COVERAGE	53	100%			60	5.00
Baraut	HH COVERAGE	64	100%			64	1.52
Basti	HH COVERAGE	70	100%			75	5.00
Bulandshahar	HH COVERAGE	33	100%			35	5.56
Chandausi	HH COVERAGE	40	100%			45	4.50
Deoria	HH COVERAGE	33	100%			33	0.00
Etah	HH COVERAGE	34	100%			34	0.00
Etawah	HH COVERAGE	60	100%			60	0.00
faizabad	HH COVERAGE	70	100%			80	4.68
Farrukhabad-cum-Fatehgarh	HH COVERAGE	47	100%			50	0.50
Fatehpur	HH COVERAGE	43	100%			43	0.00
Ghazipur	HH COVERAGE	55	100%			43	0.00
Gonda	HH COVERAGE	37	100%			50	3.62
Hapur	HH COVERAGE	34	100%			45	5.00
Hardoi	HH COVERAGE	36	100%			36	0.00
Hathras	HH COVERAGE	35	100%			38	5.00
Jaunpur	HH COVERAGE	60	100%			70	5.00
Kasganj	HH COVERAGE	45	100%			45	0.00
Khurja	HH COVERAGE	40	100%			45	2.00
Lakhimpur	HH COVERAGE	49	100%			50	5.00

Table 4: SAAP - Broad Proposed Allocations for Administrative and Other Expenses

Name of State – UTTAR PRADESH

Current Mission Period- 2015-2020

(Amount in Crores)

S. No.	Items proposed for A&OE	Total Allocation	Committed Expenditure from previous year (if any)	Proposed spending for Current Financial	Balance to Carry Forward			
		(in Cr)		year (2016)	FY-2017	FY-2018	FY-2019	FY-2020
1	Preparation of SLIP, SAAP and DPR	39.45		3.94	13.81	13.81	3.94	3.94
2	PDMC	26.30		2.63	6.57	6.57	6.57	3.94
3	Procuring Third Party Independent Review and Monitoring Agency	2.63		0.00	0.66	0.66	0.66	0.66
4	Publications (e-Newsletter, guidelines, brochures etc.)	1.97		0.00	0.49	0.49	0.49	0.49
5	Capacity Building and Training	36.11		2.11	9.90	9.87	10.17	4.06
	5.a)CCBP, if applicable -	12.49	4.31					

STATE ANNUAL ACTION PLAN (SAAP) UTTAR PRADESH

S. No.	Items proposed for A&OE	Total Allocation	Committed Expenditure from previous year (if any)	Proposed spending for Current Financial	Balance to Carry Forward			
		(in Cr)		year (2016)	FY-2017	FY-2018	FY-2019	FY-2020
	5.b) Others (Workshop & Seminars)& Research Studies, Report Card, etc	19.35		0.99	4.59	4.59	4.59	4.59
6	Reform implementation	65.75						
7	Others	12.53						
	Establishment Cost of State MMU & City MMU	58.90						
Total		262.98						

Table 5.1: SAAP - Reforms Type, Steps and Target for AMRUT Cities FY-2015-2016Name of State – **UTTAR PRADESH**

FY- 2015-16

Sl. No.	Type	Steps	Implementation Timeline	Target to be set by states in SAAP		Remarks (Present Status)
				Oct 2015 to Mar 2016	Apr to Sep 2016	
1	E-Governance	Digital ULBs				At present 14 ULBs have the website and publishing e-news letter and it will be accomplished in all the 60 ULB's of State.
		1. Creation of ULB website.	6 months		Yes	
		2. Publication of e-newsletter, Digital India Initiatives.	6 months		Yes	
		3. Support Digital India (ducting to be done on PPP mode or by the ULB itself).	6 months		Yes	
2	Constitution and professionalization of municipal cadre	1. Policy for engagement of interns in ULBs and implementation.	12 months		Yes	Already municipal cadres at state level exists in the state and Policy for engagement of interns in ULBs will be implemented in prescribed time line.

STATE ANNUAL ACTION PLAN (SAAP) UTTAR PRADESH

Sl. No.	Type	Steps	Implementation Timeline	Target to be set by states in SAAP		Remarks (Present Status)
				Oct 2015 to Mar 2016	Apr to Sep 2016	
3	Augmenting Double entry accounting	1. Complete migration to double entry accounting system and obtaining an audit certificate to the effect from FY 2012-13 onwards.	12 months		yes	Partially already achieved and fully will be achieved in prescribed timeline.
		2. Publication of annual financial statement on website	Every Year		yes	
4	Urban Planning and City Development Plans	1. Improvement Plans (SLIP), State Annual Action Plans (SAAP).	6 months	yes		SLIP and tentative SAAP prepared
		2. Make action plan to progressively increase Green cover in cities to 15% in 5 years.	6 months	yes		To be prepared
		3. Develop at least one Children Park every year in the AMRUT cities.	Every Year	yes		provision in SAAP

STATE ANNUAL ACTION PLAN (SAAP) UTTAR PRADESH

Sl. No.	Type	Steps	Implementation Timeline	Target to be set by states in SAAP		Remarks (Present Status)
				Oct 2015 to Mar 2016	Apr to Sep 2016	
		4. Establish a system for maintaining of parks, playground and recreational areas relying on People Public Private Partnership (PPPP) model.	12 months		yes	Achieved in prescribed time limit
5	Devolution of funds and functions	1. Ensure transfer of 14th FC devolution to ULBs.	6 months	yes		Achieved
		2. Appointment of State Finance Commission (SFC) and making decisions.	12 months	yes		Achieved
		3. Transfer of all 18 function to ULBs.	12 months			
6	Review of Building by-laws	1. Revision of building bye laws periodically.	12 months		yes	to be accomplished
		2. Create single window clearance for all approvals to give building permissions	12 months		yes	
7a	Municipal tax and fees improvement	1. At least 90% coverage.	12 months		yes	to be accomplished
		2. At least 90% collection.				

STATE ANNUAL ACTION PLAN (SAAP) UTTAR PRADESH

Sl. No.	Type	Steps	Implementation Timeline	Target to be set by states in SAAP		Remarks (Present Status)
				Oct 2015 to Mar 2016	Apr to Sep 2016	
		3. Make a policy to, periodically revise property tax, levy charges and other fees.				Partially accomplished and 3 to 5 will be accomplished in prescribed time line.
		4. Post Demand Collection Book (DCB) of tax details on the website.				
		5. Achieve full potential of advertisement revenue by making a policy for destination specific potential having dynamic pricing module				
7a	Improvement in levy	1. Adopt a policy on user charges for individual and institutional assessments in which a differential rate is charged for water use and	12 months		yes	At present provision of differential rate of user charges for individual and institutional exists in most of the urban local bodies and will be accomplished in
	and collection of user	adequate safeguards are included to take care of the interests of the vulnerable.				

STATE ANNUAL ACTION PLAN (SAAP) UTTAR PRADESH

Sl. No.	Type	Steps	Implementation Timeline	Target to be set by states in SAAP		Remarks (Present Status)
				Oct 2015 to Mar 2016	Apr to Sep 2016	
	charges	2. Make action plan to reduce water losses to less than 20% and publish on the website.				remaining local bodies with in time limit prscribed.
		3. Separate accounts for user charges.				
		4. At least 90% billing.				
		5. At least 90% collection				
8	Energy and Water audit	1. Energy (Street lights) and Water Audit (including non-revenue water or losses audit).	12 months		yes	to be implemented within prescribed time limit.
		2. Making STPs and WTPs energy efficient.				
		3. Optimize energy consumption in street lights by using energy efficient lights and increasing reliance on renewable energy.				

Table 5.2:SAAP - Reforms Type, Steps and Target for AMRUT Cities FY-2016-2017Name of State –**UTTAR PRADESH**

FY- 2016-17

Sl. No.	Type	Steps	Implementation Timeline	Target to be set by states in SAAP				Present Status/ Issue If Any
				Oct 2015 to Mar 2016	Apr to Sep 2016	Oct 2016 to Mar 2017	Apr to Sept 2017	
1	E-Governance	1. Coverage with E-MAAS (from the date of hosting the software) <ul style="list-style-type: none"> • Registration of Birth, Death and Marriage, • Water & Sewerage Charges, • Grievance Redressal, • Property Tax, • Advertisement tax, • Issuance of Licenses, • Building Permissions, • Mutations, • Payroll, • Pension and 	24 months					Already most of the urban local bodies are implementing E-Gov on various steps and it will be accomplished in prescribed timelimit.

STATE ANNUAL ACTION PLAN (SAAP) UTTAR PRADESH

Sl. No.	Type	Steps	Implementation Timeline	Target to be set by states in SAAP				Present Status/ Issue If Any
				Oct 2015 to Mar 2016	Apr to Sep 2016	Oct 2016 to Mar 2017	Apr to Sept 2017	
		e-procurement						
2	Constitution and professionalization of municipal cadre	1. Establishment of municipal cadre.	24 months					Municipal Cadre already in state and cadre based training will be accomplished within timeline.
		2. Cadre linked training.						
3	Augmenting double entry accounting	1. Appointment of internal auditor.	24 months					partially accomplished and fully achieved fully within prescribed time line.
4	Urban Planning and City Development Plans	1. Make a State Level policy for implementing the parameters given in the National Mission for Sustainable Habitat	24 months					to be accomplished in with in time limit.
5	Devolution of funds and	1. Implementation of SFC recommendations within	24 months					partially achieved and remaining will

STATE ANNUAL ACTION PLAN (SAAP) UTTAR PRADESH

Sl. No.	Type	Steps	Implementation Timeline	Target to be set by states in SAAP				Present Status/ Issue If Any
				Oct 2015 to Mar 2016	Apr to Sep 2016	Oct 2016 to Mar 2017	Apr to Sept 2017	
	functions	timeline.						be achieved with in time limit.
6	Review of Building	1. State to formulate a policy and action plan for having a solar roof top in all buildings having an area greater than 500 square meters and all public buildings	24 months					to be achieved with in proposed time frame.
	by-laws	2. State to formulate a policy and action plan for having Rainwater harvesting structures in all commercial, public buildings and new buildings on plots of 300 sq.	24 months					
		meters and above						

STATE ANNUAL ACTION PLAN (SAAP) UTTAR PRADESH

Sl. No.	Type	Steps	Implementation Timeline	Target to be set by states in SAAP				Present Status/ Issue If Any
				Oct 2015 to Mar 2016	Apr to Sep 2016	Oct 2016 to Mar 2017	Apr to Sept 2017	
7	Establish and operationalize financial intermediary- pool finance, access external funds, float municipal bonds	1. Establish and operationalize financial intermediary- pool finance, access external funds, float municipal bonds.	24 months					To be achieved with in proposed time frame.
8	Credit Rating	1. Complete the credit ratings of the ULBs.	24 months					Proposal of Credit rating of smart city is under consideration and remaining towns will be accomplished in prescribed time line.

STATE ANNUAL ACTION PLAN (SAAP) UTTAR PRADESH

Sl. No.	Type	Steps	Implementation Timeline	Target to be set by states in SAAP				Present Status/ Issue If Any
				Oct 2015 to Mar 2016	Apr to Sep 2016	Oct 2016 to Mar 2017	Apr to Sept 2017	
9	Energy and Water audit	1. Give incentives for green buildings (e.g. rebate in property tax or charges connected to building permission/development charges).	24 months					

Table 5.3:SAAP - Reforms Type, Steps and Target for AMRUT Cities FY-2017-2018**Name of State –UTTAR PRADESH****FY- 2017-18**

Sl. No.	Type	Steps	Implementation Timeline	Target to be set by states in SAAP						Present Status/ Issue If Any
				Oct 2015 to Mar 2016	Apr to Sep 2016	Oct 2016 to Mar 2017	Apr to Sept 2017	Oct to March 2018	Apr to Sept 2018	
1	E-Governance	1. Personnel Staff management. 2. Project management	36 months						Yes	To be accomplished in prescribed time limit.
2	Urban Planning and City Development Plans	1. Establish Urban Development Authorities.	36 months							Already 27 town have development authority and remaining town have regulatory authorities in the cities.
3	Swachh Bharat Mission	1. Elimination of open defecation. 2. Waste Collection (100%),	36 months							to be accomplished in prescribed time limit.

Table 5.4:SAAP - Reforms Type, Steps and Target for AMRUT Cities FY-2018-2019

Name of State – UTTAR PRADESH

FY- 2018-19

Sl No	Type	Steps	Implementation Timeline	Target to be set by states in SAAP								Present Status/ Issue If Any	
				Oct 2015 to Mar 2016	Apr to Sep 2016	Oct 2016 to Mar 2017	Apr to Sept 2017	Oct to Mar , 2018	Apr to Sept, 2018	Oct to Mar, 2019	Apr to Sept, 2019		
1	Urban Planning and City Development Plans	Preparation of Master Plan using GIS	48 months									Yes	Partially Achieved

Table 7.1:SAAP - ULB level Individual Capacity Development Plan (State level Plan)Name of State – **UTTAR PRADESH****FY- 2015-16****Form 7.1.1 - Physical**

S. No	Name of Department/Position	Total Number of Functionaries (Officials/elected representatives identified at start of Mission (2015))	Numbers of trained during last FY(s)	Numbers to be trained during the current FY	Name (s) of Training Institute for training during the current FY	Cumulative numbers trained after completion of Current FY
1	Elected Representatives	11920	3091	600	RCUES, Lucknow	
2	Finance Department	586		90	RCUES, Lucknow	
3	Engineering Department	691		90	RCUES, Lucknow	
4	Town Planning Department	Nil		Nil	RCUES, Lucknow	
5	Administration Department	800		150	RCUES, Lucknow	

STATE ANNUAL ACTION PLAN (SAAP) UTTAR PRADESH

S. No	Name of Department/Position	Total Number of Functionaries (Officials/elected representatives identified at start of Mission (2015))	Numbers of trained during last FY(s)	Numbers to be trained during the current FY	Name (s) of Training Institute for training during the current FY	Cumulative numbers trained after completion of Current FY
6	Non- Centralized Services (AMRUT Cities, City wise detail is in Annexure-1)	3561		300	RCUES, Lucknow	
7	Non- Centralized Services (Other than AMRUT Cities)	8326		270	RCUES, Lucknow	
8	Total	25884	3091	1500		

Table 7.1:SAAP - ULB level Individual Capacity Development Plan (State level Plan)

Name of State – UTTAR PRADESH

FY- 2015-16

Form 7.1.2 - Financial

S. No	Name of Department/Position	Cumulative funds released upto current Financial Year	Total Expenditure up to current Financial Year	Unspent funds available from earlier releases	Funds required for the current Financial Year to train the number given in Form 7.1.1
1	Elected Representatives	-	-	-	0.76
2	Finance Department	-	-	-	0.08
3	Engineering Department	-	-	-	0.08
4	Town Planning Department	-	-	-	0.00
5	Administration Department	-	-	-	0.14
6	Non- Centralized Services (AMRUT Cities, City wise detail is in Annexure-1)	-	-	-	0.28
7	Non- Centralized Services (Other than AMRUT Cities)	-	-	-	0.25
	Total	-	-	-	1.60

Table 7.2: Annual Action Plan for Capacity Building

Name of State – UTTAR PRADESH

FY- 2015-16

Form 7.2.1 -Fund Requirement for Individual Capacity Building at ULB level

S. No	Name	Total numbers to be trained in the current Financial Year Department Wise						Name of the Training Institutions(s) identified	Number of training programm ed to be conducted	Funds required in current Financial Year
		Elected Represen tatives	Finance Department	Engineering Department	Town Planning Department	Administr ation	Total			
1	Elected Representatives	600					600	RCUES, Lucknow	20	7604300
2	Centralized*		90	90		150	330	RCUES, Lucknow	11	3093365
3	Non- Centralized Services* (AMRUT Cities, City wise detail is in Annexure-1)						300	RCUES, Lucknow	10	2812150
4	Non- Centralized Services* (Other than AMRUT Cities)						270	RCUES, Lucknow	9	2530935
5	Total						1500		50	16040750

* Municipal Cadre of Uttar Pradesh has two types of services i.e. UP Palika (Centralized Services and Non-Centralized Services). The Centralized Services are trasferable and Non-Centralized Services in nature, so the control of Centralized Services are at State Level and non-centralized services are at ULB level. Therefore, accordingly proposal have been framed.

Table 7.2: Annual Action Plan for Capacity Building

Name of State – UTTAR PRADESH

FY- 2015-16

Form 7.2.2 -Fund Requirement for State level activities

S. No	State Level Activity	Cumulative funds released upto current Financial Year	Total Expenditure upto current Financial Year	Unspent funds available from earlier releases	Funds required for the current Financial Year (January-March, 2016)
1	SMMU	-	-	-	1485000
2	CMMU	-	-	-	33165000
3	Others (e.g. workshops, Exposure Visit, Research Studies Seminars, etc) which are approved by NIUA	-	-	-	10500000
4	One Mentor for each city	-	-	-	4500000
	Total	-	-	-	49650000

Table 7.2.3: Annual Action Plan for Capacity Building**Name of State – UTTAR PRADESH****FY- 2015-16****Form 7.2.3 -Total Fund Requirement for Capacity Building**

S. No	State Level Activity	Individual	One Mentor for each city	SMMU & CMMU	Others	Total (In Crore)
1	Total release since start of Mission (2015)	-	-	-	-	-
2	Total Utilized-Center Share	-	-	-	-	
3	Balance Available-Center Share	-	-	-	-	
4	Amount Required-Center Share	-	-	-	-	-
5	Total Funds required for Capacity Building in current Financial Year	16040750	4500000	34650000	10500000	65690750

Form 7.2.4 Details of Institutional Capacity Building

a. Is the State willing to revise their town planning laws and rules to include land pooling?

Yes, Uttar Pradesh state is willing to revise town planning laws and rules to include land pooling.

b. List of ULBs willing to have a credit rating done as the first step to issue bonds?

Initially Credit Rating willing implemented in Cities covered under Smart Cities thereafter other AMRUT cities will be covered in phased manner.

c. Is the State willing to integrate all work done in GIS in order to make GIS useful for decision making in ULBs?

Yes, State of Uttar Pradesh is willing to integrate all work done in GIS to make GIS useful for decision making in ULBs.

d. Is the State willing to take assistance for using land as a fiscal tool in ULBs?

In the state of Uttar Pradesh government has already issued a direction to develop vacant land for commercial purpose on public private partnership basis and also urban local bodies have been directed to dispose off uneconomical land for revenue generation and all earning from such land is being pooled as infrastructure fund known as "AwasthapanaNidhi" to be used development of capital projects.

U.P. Municipal Corporation Act / Municipalities Act empowers the Urban Local Bodies to impose 2% additional stamp duty as surcharged on transaction of land in the state and this fund is also used for development of infrastructure in the state. Further both the Act also empowers ULB to impose Betterment Tax.

e. Does the State require assistance to professionalize the municipal cadre?

The state of Uttar Pradesh already has 24 different cadre at State Level that is called "Uttar Pradesh Palika Centralized Services". These services include Administrative, Engineering, Water Works, Revenue, Tax, Health, Sanitary Services, Veterinary Services, Traffic and Transportation, Environmental and Office Superintendent etc.

f. Does the State require assistance to reduce non-revenue water in ULBs?

Yes the State of Uttar Pradesh requires assistance to reduce non-revenue water in ULBs. Efforts have already been initiated to reduce NRW in the city of Varanasi.

g. Does the State require assistance to improve property tax assessment and collections in ULBs?

Yes state requires assistance to improve property tax assessment and collection in ULBs. State government has already constituted independent Tax Regulatory Board which will assist ULB in improving the property Tax and user charges for enhancing the revenue of the urban local bodies.

h. Does the State require assistance to establish a financial intermediary?

Yes State requires assistance to establish a financial intermediary. State will consider floating of municipal bonds after credit rating of urban local bodies.